

360

MAKE CHECK PAYABLE TO: BAY CITY GAS P O BOX 1603 BAY CITY TX 77404-1603	SERVICE ADDRESS SEP 23 2024 1700 7TH ST / Co Gathse		ACCOUNT NUMBER <i>Inw</i> 36061-2530980000/8-29	
	SERVICE PERIOD FROM TO 07/31/24 08/29/24 ✓	BILLING DATE 09/04/24		DESCRIPTION AMOUNT
READ DATE(G) 08/29/24 METER NUM. 11808 PRES. READ 63715 PREV. READ 63715 TOTAL CCF 0	TOTAL CCF 		BASIC SERVICE 19.00 THIS MONTH 19.00	
RECEIVED SEP 20 2024 BY: <i>DB</i>			APPROVED COUNTY AUDITOR <i>DB</i> <i>KG</i>	
			TOTAL NOW DUE	19.00
			PENALTY AMOUNT	PAY THIS AMOUNT AFTER 09/20/2024 19.00
0.00				

3645

MATAGORDA CO COURTHOUSE

MESSAGES

Accounts with unpaid balances after the 20th may be assessed a \$45.00 fee and scheduled for disconnection. If disconnected, customers must come to the gas company office at 1100 6th to have service restored. Online payments will not restore service.

***** DUE DATE 9-20-24 *****

EMERGENCIES & AFTER HOURS CALL: 979-245-2311

DO NOT INSTALL a natural gas backup generator until you contact us! The gas meter must be upgraded and pressure adjusted in most cases. Failure to do this will result in gas pressure loss and failure of your generator and gas appliances. As always, Safety information is available at our website, www.baycitygas.com

TELEPHONE PAYMENT only at 1-877-273-3169.

ATTENTION: It may take up to 3 business days to process online payments.

We encourage you to share this safety information with those in your households and businesses.

- Safety information may be found here on your bill, also on the front of your bill, at www.baycitygas.com, or by contacting our office at 979.245.2327
- BAY CITY GAS COMPANY transports natural gas to homes and businesses in Bay City through a modern and highly reliable system of underground pipelines, which is routinely checked for leaks.
- Natural gas is colorless, odorless, non-toxic and lighter than air. Natural gas can be highly combustible or explosive in certain concentrations, so it is odorized with a smell similar to rotten eggs in order to make it detectible.
- Leaks can be dangerous so detecting and reporting a leak is very important. A gas odor will be the best indicator, and other signs may include dead vegetation, blowing dirt, bubbles in wet ground, or a hissing sound.
- **If you detect the smell of gas within your home or business, do NOT operate any electrical devices – including wall switches, phones or flashlights. Leave the premises and call Bay City Gas Company at 979.245.2311 or 911. These calls receive priority 24/7, as we work to protect life, public safety, the environment, and property.**
- ANY DIGGING activity – landscaping, fencing, mailboxes, flag poles, and plumbing repairs – could possibly damage the lines. Underground Damage Prevention Rules, Chapter 18 under Title 16 of the Texas Administrative Code, specify appropriate steps to be taken BEFORE digging, including calling the One Call Center (811) at least 48 hours PRIOR to digging.
- CALL BEFORE YOU DIG! 811. WAIT for the lines to be marked, respect those marks, and then dig with care. Federal Law requires that all damages to underground pipelines must be reported IMMEDIATELY to the pipeline operator (Bay City Gas Co) and to the Texas Railroad Commission (online at www.rrc.state.tx.us).
- If you witness damage to pipelines, observe a threat to a pipeline, or see suspicious activity near a pipeline or gas facility, call 911 or Bay City Gas at 979.245.2311.
- Bay City Gas Company places pipeline markers at locations as required by law. These markers DO NOT mark all of our lines, they indicate the APPROXIMATE location only, and have our name and phone number on them. In addition to pipelines, we have above ground facilities such as substations and gas meters and regulators. Public access to maps is also available at www.npms.phmsa.dot.gov. These maps contain approximate positions of pipelines, what products they carry, and owner/operator details.
- **Bay City Gas Company** is audited annually by The Railroad Commission of Texas, which maintains records of safety compliance at <https://www.rrc.state.tx.us/oil-gas/compliance-enforcement/>

CITY OF PALACIOS
 P.O. Box 845
 Palacios, TX 77465



OCT 01 2024

City Services
Statement

9-30-24

ACCOUNT INFORMATION

ACCOUNT: 01-0420-02
 SERVICE ADDRESS: 405 COMMERCE
 LAST PAYMENT: 09/23/2024 -79.12
 SERVICE PERIOD: 08/17/2024 TO: 09/16/2024
 BILLING DATE: 09/30/2024

DUE DATE: October 15, 2024

CURRENT WATER CHARGES (IN HUNDREDS)

Meter	Previous	Current	Usage	Amount
WATER	23	27	4	20.70

OTHER CHARGES

SEWER	20.70
GARBAGE	37.72

AMOUNT DUE

PREVIOUS BALANCE	0.00
TOTAL AMOUNT DUE BY 10/15/2024	79.12
TOTAL AMOUNT DUE AFTER 10/15/2024	104.12
TOTAL AMOUNT DUE AFTER 4:30PM ON 10/22/2024	144.12

APPROVED
 COUNTY AUDITOR

THIS IS THE ONLY BILL YOU WILL RECEIVE
 SERVICE WILL BE DISCONNECTED IF NOT PAID IN FULL
 NO PARTIAL PAYMENTS WILL BE ACCEPTED

010-54410-463
 DATE: 9/30/2024
 010-54410-463



AUTOSCH 5-DIGIT 77465 1 PS5 147897AA25-A-1
 15 1 AV 0.540

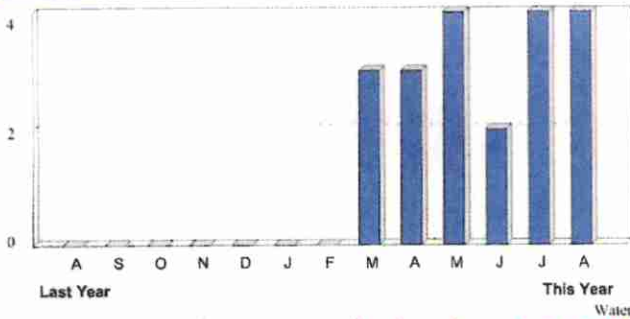


JUSTICE OF THE PEACE PCT #3
 405 COMMERCE ST
 PALACIOS TX 77465-5468



UTILITIES OFFICE: (361) 972-3605
 OFFICE HOURS: MONDAY - FRIDAY
 8:30 AM - 4:30 PM.
 EMERGENCY ONLY: (361) 972-3112

YOUR MONTHLY USAGE (IN HUNDREDS)



see original on next page

SPECIAL MESSAGE

VIEW AND PAY UTILITY BILLS ONLINE: [HTTPS://WWW.MUNICIPALONLINEPAYMENTS.COM/PALACIOSTX](https://www.municipalonlinepayments.com/palaciosTX)

RESIDENTIAL BULK ITEMS REMINDER: ALL HOUSEHOLD ITEMS ARE SCHEDULED FOR THE 2ND FRIDAY OF EACH MONTH. TO GET ADDED TO THE LIST, PLEASE TAKE PICTURES OF THE ITEMS YOU ARE DISCARDING AND EMAIL TO CUSTOMERSERVICE@CITYOFPALACIOS.ORG. (LIMIT 1 MATTRESS, COUCHES, WASHERS, DRYERS, ETC.)

IN OBSERVANCE OF COLUMBUS DAY, CITY HALL WILL BE CLOSED OCTOBER 14, 2024.
 IN OBSERVANCE OF VETERAN'S DAY, CITY HALL WILL BE CLOSED NOVEMBER 11, 2024.

Payment
Coupon

Please return this portion along with your payment and make your check payable to the City of Palacios.

ACCOUNT INFORMATION

ACCOUNT: 01-0420-02
 SERVICE ADDRESS: 405 COMMERCE
 SERVICE PERIOD: 08/17/24 TO: 09/16/24
 BILLING DATE: 09/30/2024
 DUE DATE: October 15, 2024

JUSTICE OF THE PEACE PCT #3
 405 COMMERCE ST
 PALACIOS TX 77465-5468

AMOUNT DUE

TOTAL AMOUNT DUE BY DUE DATE	79.12
TOTAL DUE IF PAID AFTER 10/15/2024	104.12

AMOUNT ENCLOSED

\$ 79.12 REMIT PAYMENT TO:

RECEIVED
 SEP 30 2024

BY: *DB*



CITY OF PALACIOS
 PO BOX 845
 PALACIOS TEXAS 77465-0845

PA1001724PT16250 - 147897AA25.A.1.15.1.0.540 - www.daltonrose.com

CITY OF PALACIOS
P.O. Box 845
Palacios, TX 77465



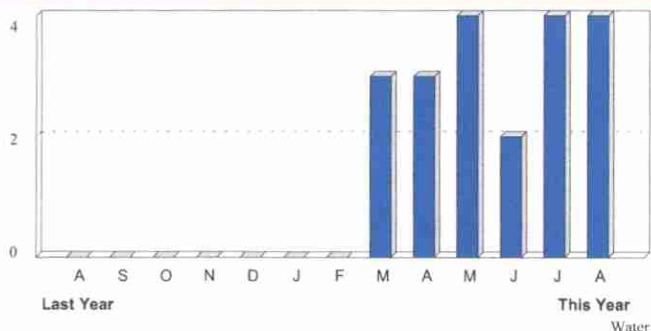
AUTOSCH 5-DIGIT 77465 1 PS5 147897AA25-A-1
15 1 AV 0-540



JUSTICE OF THE PEACE PCT #3
405 COMMERCE ST
PALACIOS TX 77465-5468

UTILITIES OFFICE: (361) 972-3605
OFFICE HOURS: MONDAY - FRIDAY
8:30 AM - 4:30 PM.
EMERGENCY ONLY: (361) 972-3112

YOUR MONTHLY USAGE (IN HUNDREDS)



City Services
Statement

ACCOUNT INFORMATION

ACCOUNT: 01-0420-02
SERVICE ADDRESS: 405 COMMERCE
LAST PAYMENT: 09/23/2024 -79.12
SERVICE PERIOD: 08/17/2024 TO: 09/16/2024
BILLING DATE: 09/30/2024

DUE DATE:

October 15, 2024

CURRENT WATER CHARGES (IN HUNDREDS)

Meter	Previous	Current	Usage	Amount
WATER	23	27	4	20.70

OTHER CHARGES

SEWER	20.70
GARBAGE	37.72

AMOUNT DUE

PREVIOUS BALANCE	0.00
TOTAL AMOUNT DUE BY 10/15/2024	79.12
TOTAL AMOUNT DUE AFTER 10/15/2024	104.12
TOTAL AMOUNT DUE AFTER 4:30PM ON 10/22/2024	144.12

WHEN THE 22ND FALLS ON A WEEKEND, PAYMENT MUST BE RECEIVED BY 4:30 PM ON FRIDAY.

THIS IS THE ONLY BILL YOU WILL RECEIVE
SERVICE WILL BE DISCONNECTED IF NOT PAID IN FULL
NO PARTIAL PAYMENTS WILL BE ACCEPTED

010-54410-463
Agave Redding DATE: 9/30/2024

SPECIAL MESSAGE

VIEW AND PAY UTILITY BILLS ONLINE: [HTTPS://WWW.MUNICIPALONLINEPAYMENTS.COM/PALACIOSTX](https://www.municipalonlinepayments.com/palaciosTX)

RESIDENTIAL BULK ITEMS REMINDER: ALL HOUSEHOLD ITEMS ARE SCHEDULED FOR THE 2ND FRIDAY OF EACH MONTH. TO GET ADDED TO THE LIST, PLEASE TAKE PICTURES OF THE ITEMS YOU ARE DISCARDING AND EMAIL TO CUSTOMERSERVICE@CITYOFPALACIOS.ORG. (LIMIT 1 MATTRESS, COUCHES, WASHERS, DRYERS, ETC.)

IN OBSERVANCE OF COLUMBUS DAY, CITY HALL WILL BE CLOSED OCTOBER 14, 2024.

IN OBSERVANCE OF VETERAN'S DAY, CITY HALL WILL BE CLOSED NOVEMBER 11, 2024.

Payment
Coupon

Please return this portion along with your payment and make your check payable to the City of Palacios.

ACCOUNT INFORMATION

ACCOUNT: 01-0420-02
SERVICE ADDRESS: 405 COMMERCE
SERVICE PERIOD: 08/17/24 TO: 09/16/24
BILLING DATE: 09/30/2024

DUE DATE: October 15, 2024

JUSTICE OF THE PEACE PCT #3
405 COMMERCE ST
PALACIOS TX 77465-5468

RECEIVED
OCT 04 2024

BY: *SB*

AMOUNT DUE

TOTAL AMOUNT DUE BY DUE DATE	79.12
TOTAL DUE IF PAID AFTER 10/15/2024	104.12

AMOUNT ENCLOSED

REMIT PAYMENT TO:



CITY OF PALACIOS
PO BOX 845
PALACIOS TEXAS 77465-0845

From: "Tazia Rodriguez" <trodriguez@co.matagorda.tx.us>
To: "Donna Barrett" <dbarrett@co.matagorda.tx.us>
Cc: "Melissa Pena" <MPena@co.matagorda.tx.us>
Date: 09/30/2024 04:56 PM
Subject: SEPTEMBER WATER BILL

Good afternoon,

I have attached the August water bill received and placed in the mail. If there is anything else needed please give us a call.

***Thank you,
Tazia Rodriguez
JP3 Clerk
405 Commerce St.
Palacios, Texas 77465
(Phone) 361.972.5313/(Fax) 361.972.6627
jp3@co.matagorda.tx.us***

***Office Hours-Monday - Thursday: 7:30 am-5:30 pm
Closed all holidays.***

***Payment Information:
certifiedpayments.net
or 1-866-539-2020***

Bureau Code: 5521695

Reference Number: Driver's License or Citation Number

Attachments:

File: 09.2024 STATEMENT WATER
BILL.pdf

Size:
407k

Content Type:
application/pdf

3974
 OCT 02 2024

Customer Detail

COMMUNITY CENTER VAN VL

Account Number

JW-124/8-21-24

COMMUNITY CENTER VAN VLEC
 PRECINT 1
 2604 NICHOLS STREET
 BAY CITY TX
 77414
 Service Address: 87 AVENUE F

From 7/22/24 to 8/21/24

Date Turned On
 Date Turned Off
 Meter Check Date
 Rate Code 1
 Pump/Well Number 1
 Last Reading 10030
 Previous Reading 10015
 Usage 1,500
 # of Units 1

Months On System 302
 Total Usage 989,300
 Average Usage 3.276
 Sequence Number 1100
 Meter Serial Number 48621348
 Route Number 1
 Last Read Date 9/23/2024
 12 Month Average 2,958
 Last Year Average 2,500
 Previous Year Average 1,900
 Last 'Paid On Time' Date 8/19/2024
 Last Late Charge Date 9/11/2024
 Number Of Late Months 56
 Next Due Date 10/10/2024
 Year To Date Charges \$499.23

USER DEFINED 0-00-00213-0

Deposit Information

Deposit Amount	\$0.00	Deposit Date	10/27/1994	Certificate Number	0
Deposit Amount 2	\$0.00	Deposit 2 Date		Services	Current Balance
0					
Usage		Charges	Read Date	Reading	
January	1,100	42.18	1/23/2024	9732	L
February	1,000	42.22	2/21/2024	9742	L
March	800	38.00	3/20/2024	9750	
April	1,400	38.00	4/22/2024	9764	
May	2,400	44.60	5/20/2024	9788	L
June	8,300	86.89	6/18/2024	9871	L
July	1,000	46.69	7/22/2024	9881	L
<u>August</u>	13,400	110.71	8/21/2024	10015	
September	1,500	49.94	9/23/2024	10030	L
October	1,200	43.48	10/19/2023	9687	L
November	1,600	38.00	11/20/2023	9703	
December	1,800	41.80	12/21/2023	9721	L

Previous Charges \$169.34
 Current Balance 169.34

Last Payment 8/19/2024 \$38.00 Check Number 115,220
 Age 1 \$49.94 Age 2 \$119.40 ✓ Age 3 \$0.00

0 * C

110 * 71 +
 8 * 69 +
 119 * 40 ✓

APPROVED
 COUNTY AUDITOR

SB [Signature]

RECEIVED
 OCT 02 2024

BY: SB [Signature]

010-54410-612
 see signature on next page

Customer Detail

COMMUNITY CENTER VAN VL

Account Number

124

COMMUNITY CENTER VAN VLEC
 PRECINT 1
 2604 NICHOLS STREET
 BAY CITY TX
 77414
 Service Address: 87 AVENUE F

Date Turned On
 Date Turned Off
 Meter Check Date
 Rate Code 1
 Pump/Well Number 1
 Last Reading 10030
 Previous Reading 10015
 Usage 1,500
 # of Units 1

Months On System 302
 Total Usage 989,300
 Average Usage 3.276
 Sequence Number 1100
 Meter Serial Number 48621348
 Route Number 1
 Last Read Date 9/23/2024
 12 Month Average 2,958
 Last Year Average 2,500
 Previous Year Average 1,900
 Last "Paid On Time" Date 8/19/2024
 Last Late Charge Date 9/11/2024
 Number Of Late Months 56
 Next Due Date 10/10/2024
 Year To Date Charges \$499.23

USER DEFINED 0-00-00213-0

Deposit Information

Deposit Amount	\$0.00	Deposit Date	10/27/1994	Certificate Number	0
Deposit Amount 2	\$0.00	Deposit 2 Date		Services	Current Balance
0					
	Usage	Charges	Read Date	Reading	
January	1,100	42.18	1/23/2024	9732	L
February	1,000	42.22	2/21/2024	9742	L
March	800	38.00	3/20/2024	9750	
April	1,400	38.00	4/22/2024	9764	
May	2,400	44.60	5/20/2024	9788	L
June	8,300	86.89	6/18/2024	9871	L
July	1,000	46.69	7/22/2024	9881	L
August	13,400	110.71	8/21/2024	10015	
September	1,500	49.94	9/23/2024	10030	L
October	1,200	43.48	10/19/2023	9687	L
November	1,600	38.00	11/20/2023	9703	
December	1,800	41.80	12/21/2023	9721	L
Previous Charges					\$169.34
Current Balance					169.34
Last Payment	8/19/2024	\$38.00	Check Number	115,220	
Age 1	\$49.94	Age 2	\$119.40	Age 3	\$0.00

RECEIVED
 OCT 03 2024

BY: *SB*

010-54410-612
Stefanie Pawlosky

From: "Stefanie Pawlosky" <spawlosky@co.matagorda.tx.us>
To: "Donna Barrett" <dbarrett@co.matagorda.tx.us>
Date: 10/02/2024 08:51 AM
Subject: WCID #6

Donna,

Wayne Massey just brought me this printout showing what was owed in August. I hope this is what you were looking for.

I'm still waiting for Bubba to call me back regarding Equipment Share.

Thanks!

Stefanie Pawlosky
Matagorda County
Precinct No. 1
(979)245-3914



Attachments:

File: [WCID6.pdf](#) Size: 488k Content Type: application/pdf


3974

OCT 02 2024

Matagorda County WCID #6
PO Box 316
Van Vleck TX 77482,
(979) 245-9461

NORTH HOUSTON TX 773

24 SEP 2024



Inv#

124 / 9-23-24 9/24/2024

SERVICES	Current	Meter Readings Previous	Usage	CHARGES
Water	1003000	1001500	1500	17.00
Sewage				21.00
Late Charge				11.94
Past Due				\$119.40
Total Due				\$169.34
*** After Due Date Penalty	16.93		\$ 186.27	***

349.94

SP

ZIP 77482 \$ 000.56⁰
02 7H
0006102782 SEP 24 2024

CUSTOMER ACCOUNT	DUE DATE
124	PAST DUE AFTER THIS DATE
	10/10/2024
TOTAL DUE UPON RECEIPT	AFTER DUE DATE PAY
169.34	186.27

MAIL THIS STUB WITH YOUR PAYMENT

010-54410-612
Stefanie Pawlosky

Last payment received 8/19/24 for \$38.00

COMMUNITY CENTER VAN
PRECINT 1
2604 NICHOLS STREET
BAY CITY TX 77414

APPROVED
COUNTY AUDITOR

DB [Signature]

From 8/21/2024 TO
9/23/2024

24

RECEIVED
SEP 30 2024

BY: DB

Missing previous invoice from August - 10/1/24 @ 8:39
called Pct 1 - Stefanie left message. DB
Received email 10-2-24 @ 8:51

777



MATAGORDA WASTE DISPOSAL & WATER SUPPLY CORPORATION
P.O. BOX 196, MATAGORDA, TX 77457-0196
(979) 863-7261

FIRST-CLASS MAIL
U.S. POSTAGE
PAID
MATAGORDA TX 77457
PERMIT NO. 4

SEP 25 2024

JW 214/19-17-24

SERVICES	Current	Meter Readings Previous	Usage	CHARGES
Water	166830	164320 ✓	2510	50.05
Sewage				50.05
Total Due				\$100.10
After Due Date Penalty	0.00			\$ 100.10 ✓

Matagorda WD & WSC

CUSTOMER ACCOUNT	DUE DATE PAST DUE AFTER THIS DATE
214	10/10/2024
TOTAL DUE UPON RECEIPT	AFTER DUE DATE PAY
100.10	100.10

MAIL THIS STUB WITH YOUR PAYMENT

APPROVED COUNTY AUDITOR

JB *WSP*

Last payment received 9/9/24 for \$112.60.
<https://mwdwsc.myruralwater.com>

County Barn
✓ Pct. #2 PO Box 571
Matagorda TX 77457

Online payments @ www.payclix.com/matagordawdwc.com

Service will be disconnected on the 10th day after the delinquent notice is mailed at ~~8/16/2024~~ ~~10/17/2024~~ *9/17/2024* ✓. Service will be restored after all past due payments are paid.

RECEIVED SEP 23 2024

206 010 54410-613

RECEIVED
SEP 24 2024

BY: *JB*

PPP

RECEIVED SEP 3 11 2024

AD

TXU

ADDRESS	ESI ID	METER #	SERV.	DATES		DEPT #	
BLESSING COMM CTR (PCT#4)	10032789461693260	161176296				010-54410-615	
ST LTS BLESSING CC PAVILION (PCT#4)	10032789436470608	7005470886SD	07/29/24	08/26/24	\$ 19.59	010-54410-615	36
ODLTS BLESSING COMM CTR (PCT#4)	10032789461693261	7007074015SD	07/31/24	08/28/24	\$ 8.53	010-54410-615	37
MARKHAM COMM CTR (PCT#4)	10032789476839780	200043930	07/22/24	08/19/24	\$ 398.66	010-54410-615	38
ODLTS MARKHAM CC (PCT#4)	10032789476839781	7007105031OT	07/22/24	08/19/24	\$ 21.60	010-54410-615	39
HEFFINGER PRK LTS BLESSING (PCT#4)	10032789478079271	144074530	07/31/24	08/28/24	\$ 26.48	010-54410-615	40
ODLTS WATER WELL MIDFIELD (PCT#4)	10032789492176731	7007147859SD	07/05/24	08/04/24	\$ 15.93	010-54410-615	41
ODLTS BLESSING CC 932 (PCT#4)	10032789496744772	7007144530MV	07/30/24	08/27/24	\$ 14.20	010-54410-615	42
ODLTS BLESSING CC 935 (PCT#4)	10032789496744773	7005911722MV	07/30/24	08/27/24	\$ 49.35	010-54410-615	43
E END OF PRK BLESSING (PCT#4)	10032789497890130	119426810	07/31/24	08/28/24	\$ 8.15	010-54410-615	44
ST LTS BLESSING PRK (PCT#4)	10032789441468646	7005524968SD	07/29/24	08/26/24	\$ 45.52	010-54410-615	45
190 AVE F UNIT FIRESTATION MARKHAM (PCT#4)	10032789487564611	200305070	07/22/24	08/19/24	\$ 124.25	010-54410-615	46
RAWLS UNIT FIRESTATION MIDFIELD (PCT#4)	10032789433412700	136592656	07/05/24	08/04/24	\$ 258.00	010-54410-615	47
HOLDING PEN (FAIRGROUNDS)	10032789407891290	200574765	07/09/24	08/06/24	\$ 165.30	010-54410-661	48
CTR OF CARNIVAL (FAIRGROUNDS)	10032789419036321	125243718	07/08/24	08/06/24	\$ 9.55	010-54410-661	49
INDOOR ARENA (FAIRGROUNDS)	10032789419218250	592403229	07/08/24	08/06/24	\$ 745.83	010-54410-661	50
SHOW BARN/RV PARK (FAIRGROUNDS)	10032789443561762	590613354	07/08/24	08/06/24	\$ 89.20	010-54410-661	51
ODLTS HAMMAN RD (FAIRGROUNDS)	10032789443561763	7005516394SD	07/10/24	08/07/24	\$ 43.91	010-54410-661	52
OUTDOOR ARENA (FAIRGROUNDS)	10032789444026850	151900075	07/08/24	08/06/24	\$ 233.11	010-54410-661	53
HOME EC/MP BLDG (FAIRGROUNDS)	10032789474465420	592402234	07/08/24	08/06/24	\$ 632.71	010-54410-661	54
ODLTS NICHOLS RD (FAIRGROUNDS)	10032789480469090	7007112012SD	07/11/24	08/08/24	\$ 38.45	010-54410-661	55
FANS BACK OF ARENA (FAIRGROUNDS)	10032789499566851	119431781	07/08/24	08/06/24	\$ 18.55	010-54410-661	56
4511 FM 2668 UNIT 3 (FAIRGROUNDS)	10032789406762840	171155561	07/09/24	08/06/24	\$ 108.63	010-54410-661	57
FM 2668 UNIT 7 (FAIRGROUNDS)	10032789420166760	200229223	07/08/24	08/06/24	\$ 6.97	010-54410-661	58
ODLTS RIVERBEND MATAGORDA (MARINE)	10032789432664941	7006992918SD	07/19/24	08/18/24	\$ 21.59	010-54410-662	59
TOTAL:					\$24,529.84		

BILL OUT TO MATAGORDA HISTORICAL SOCIETY
 Blessing Comm. Center demolished power was cut
 off somewhere between June 11 - July 1, 2024

APPROVED
 COUNTY AUDITOR


R E C E I V E D

SEP 20 2024

BY: 

TXU

SEP 23 2024

VENDOR # 2149 ACCT# 100064844327
 INV# 052003702059 INVOICE DATED 9-10-24 DESC JULY-AUG 24

ADDRESS	ESI ID	METER #	SERV.	DATES	TOTAL	DEPT #
18 BAYVIEW MATAGORDA (JP#2)	10032789403973976	119711668	07/19/24	08/18/24	\$ 42.87	010-54410-462
405 COMMERCE PALACIOS(JP#3)	10032789440808411	119430885	07/23/24	08/20/24	\$ 292.51	010-54410-463
190 AVE F MARKHAM (JP#4)	10032789461015050	163788084	07/22/24	08/19/24	\$ 126.64	010-54410-464
2200 7TH ST (CMOB)	10032789456726070	558785152	07/05/24	08/04/24	\$ 3,513.59	010-54410-508
ODLTS 2200 7TH ST (CMOB)	10032789456726071	7007055012SD	07/05/24	08/04/24	\$ 32.41	010-54410-508
ODLTS 2200 7TH ST (CMOB)	10032789456726072	7007055046SD	07/05/24	08/04/24	\$ 21.95	010-54410-508
2021 AVE G BLDG 1 WELLS FARGO (CTOB)	10032789499291957	558782912	07/31/24	08/28/24	\$ 2,688.22	010-54410-509
1700 7TH ST (COURTHOUSE)	10032789496308881	558026869	07/31/24	08/28/24	\$ 6,782.88	010-54410-510
2323 AVE E (JAIL)	10032789405892400	558782187	07/31/24	08/28/24	\$ 4,339.08	010-54410-512
ODLTS 2323 AVE E (JAIL)	10032789405892401	7006958123SD	07/31/24	08/28/24	\$ 15.99	010-54410-512
2308 AVE F (S.O.)	10032789485567631	558782938	07/31/24	08/28/24	\$ 1,088.64	010-54410-560
MATAGORDA (TRANSFER ST)	10032789494278861	119431822	07/17/24	08/14/24	\$ 10.80	010-54410-595
EL MATON UNIT P43 (TRANSFER ST)	10032789482241440	169715859	07/12/24	08/11/24	\$ 24.90	010-54410-595
2604 NICHOLS AVE/CO BARN (PCT#1)	10032789459112270	122240792	07/09/24	08/06/24	\$ 275.91	010-54410-612
ODLTS NICHOLS AVE (PCT#1)	10032789485513550	7007116623SD	07/11/24	08/08/24	\$ 94.01	010-54410-612
ODLTS NICHOLS AVE (PCT#1)	10032789485513551	7007116651SD	07/29/24	08/26/24	\$ 21.60	010-54410-612
ODLTS NICHOLS AVE (PCT#1)	10032789485513552	7007116680SD	07/29/24	08/26/24	\$ 43.93	010-54410-612
HWY 60 OUTDOOR LTS(PCT#1)	10032789423558520	7006982603SD	07/24/24	08/21/24	\$ 19.59	010-54410-612
ODLTS 3520 NICHOLS AVE (PCT#1)	10032789479928771	7005770635SD	07/09/24	08/06/24	\$ 10.69	010-54410-612
17817 WOOD PLEDGER COMM CTR(PCT#1)	1008901015815710800100	190851001	07/19/24	08/18/24	\$ 189.17	010-54410-612
487 MAGNOLIA MATAGORDA CO BARN (PCT#2)	10032789414370120	200227986	07/19/24	08/18/24	\$ 215.33	010-54410-613
414 FISHER MATAGORDA (PCT#2) Cstand	10032789427542180	200527912	07/19/24	08/18/24	\$ 13.44	010-54410-613
115 LAUREL MATAGORDA (PCT#2) OP OFFICE	10032789495257641	120726105/200292168	07/19/24	08/18/24	\$ 23.26	010-54410-613
772 LAUREL OLD SCHOOL MATAGORDA/PCT#2	10032789417127397	148896249	07/19/24	08/18/24	\$ 74.50	010-54410-613
MATAGORDA FIREMAN'S HALL (PCT#2)	10032789446568110	122330875	07/19/24	08/18/24	\$ 568.23	010-54410-613
SELKIRK FIRE DEPT (PCT#2)	10032789427413670	122279171	07/18/24	08/15/24	\$ 94.91	010-54410-613
25000 SH 35 (PCT#3)	10032789453394875	120730531	07/12/24	08/11/24	\$ 128.35	010-54410-614
25000 SH 35 UNIT P7 (PCT#3)	10032789474945241	122240914	07/12/24	08/11/24	\$ 46.04	010-54410-614
ODLTS 25000 SH 35 (PCT#3)	10032789474945242	7005712552SD	07/12/24	08/11/24	\$ 86.33	010-54410-614
BLESSING BALLPRK W UNIT (PCT#4)	10032789402787491	558783656	07/31/24	08/28/24	\$ 211.57	010-54410-615
ODLTS BLESSING PRK (PCT#4)	10032789402787492	7006972189SD	07/31/24	08/28/24	\$ 145.04	010-54410-615
MIDFIELD COMM CTR (PCT#4)	10032789459047060	157104699	07/05/24	08/04/24	\$ 122.82	010-54410-615
ODLTS MIDFIELD COMM CTR (PCT#4)	10032789459047061	7007074246SD	07/05/24	08/04/24	\$ 10.51	010-54410-615
ODLTS MIDFIELD FIRE ST (PCT#4)	10032789461418841	7007068113SD	07/05/24	08/04/24	\$ 15.22	010-54410-615
190 AVE F MARKHAM ANNEX (PCT#4)	10032789426253880	157911497	07/22/24	08/19/24	\$ 34.85	010-54410-615



Customer Name: MATAGORDA COUNTY
 Account Number: 100064844327
 Invoice Number: 052003702059
 Invoice Date: 09/10/2024

Account Summary

Previous Balance	Credits/Payments	Balance Forward	Current Charges	Amount Due	Due Date
\$23,617.82	\$23,617.82 CR	\$0.00	\$24,529.84	\$24,529.84	10/10/2024

See remaining pages for invoice details.

Customer Communications

RECEIVED
 SEP 20 2024

Shelly...

BY: *DB*

How to Contact Us

Account Service Manager
 Commercial Support Team
Phone: (866) 898-3465
Email: commercialsupport@txu.com
Customer Service: 8:30AM - 5:30PM M-F

Power Outage Notification:
 American Electric Power - 1-866-223-8508
 CenterPoint Energy - 1-800-332-7143

REP Certificate: #10004

Please return this portion with your payment in the enclosed envelope. Make checks payable to TXU Energy. Do not include correspondence with your payment.

The TXU Energy AidSM program helps families in critical situations with bill payment assistance.
 For Donations Only

One-time gift to TXU Energy AidSM program \$ _____
 Recurring monthly donation to TXU Energy AidSM program \$ _____

Account Number:
 100064844327

Amount Due	Due Date
\$24,529.84	10/10/2024

To ensure proper payment posting, please provide this number (100064844327) on all payments and send to the address directly below.

SP 06 000099 91444E 2 A**SNGLP
 |||||

MATAGORDA COUNTY
 1700 7TH ST, RM 301
 BAY CITY TX 77414-5034



✓ TXU ENERGY
 PO BOX 650638
 DALLAS, TX 75265-0638

21100064844327000245298400000000002

000099 1/32

Customer Name: MATAGORDA COUNTY
Account Number: 100064844327
Invoice Number: 052003702059
Invoice Date: 09/10/2024

Important Information

Your satisfaction is our top priority. Do you have feedback? Email us at txuexec@txu.com or write us at TXU Energy Executive Feedback PO Box 650764, Dallas, TX 75265-0764. The amount billed may include price changes allowed by law or regulatory actions. See an unauthorized charge on your bill? Call us toll-free at 1-866-898-3465 (8:30AM - 5:30PM M-F), and we'll work to resolve any issues. If you're not satisfied with the resolution, you may file a complaint with the Public Utility Commission of Texas PO Box 13326, Austin, TX 78711-3326; (512) 936-7120 or toll-free in Texas (888) 782-8477. Hearing and speech-impaired individuals with text telephones (TTY) may contact the Public Utility Commission of Texas at (800) 735-2988.

Account Summary Detail

Previous Balance		\$	23,617.82
Credits/Payments			
Inc. Check Payment	09/03/2024	\$	23,617.82 CR
Subtotal		\$	23,617.82 CR
Balance Forward		\$	0.00
Debits/Charges		\$	0.00



Customer Name: MATAGORDA COUNTY
Account Number: 100064844327
Invoice Number: 052003702059
Invoice Date: 09/10/2024

Account Summary

ESI ID Facility ID	Service Address	Start Service End Service	kWh Actual kW/kVA	Commercial TDU Charges	Commercial Taxes TDU Taxes	Total Charges	Flag
10032789496308881	1700 7TH ST BAY CITY, TX 77414-5080	07/31/2024 08/28/2024	107,328 205	\$4,236.33 \$2,546.55	\$0.00 \$0.00	\$6,782.88	
10032789456726070	2200 7TH ST BAY CITY, TX 77414-5254	07/05/2024 08/04/2024	47,360 134	\$1,861.28 \$1,652.31	\$0.00 \$0.00	\$3,513.59	
10032789456726072	2200 7TH ST UNIT FL BAY CITY, TX 77414-5254	07/05/2024 08/04/2024	155 -	\$6.08 \$15.87	\$0.00 \$0.00	\$21.95	
10032789456726071	2200 7TH ST UNIT FL BAY CITY, TX 77414-5254	07/05/2024 08/04/2024	208 -	\$8.15 \$24.26	\$0.00 \$0.00	\$32.41	
10032789485513551	NICHOLS AVE UNIT 400FLD2 BAY CITY, TX 77414	07/29/2024 08/26/2024	155 -	\$5.98 \$15.62	\$0.00 \$0.00	\$21.60	
10032789405892401	2323 AVENUE E BAY CITY, TX 77414-6001	07/31/2024 08/28/2024	104 -	\$4.10 \$11.89	\$0.00 \$0.00	\$15.99	
10032789405892400	2323 AVENUE E BAY CITY, TX 77414-6001	07/31/2024 08/28/2024	70,464 125	\$2,781.27 \$1,557.81	\$0.00 \$0.00	\$4,339.08	
10032789485567631	2308 AVENUE F BAY CITY, TX 77414-6045	07/31/2024 08/28/2024	15,440 38	\$609.89 \$478.75	\$0.00 \$0.00	\$1,088.64	
10032789499291957	2021 AVENUE G BLDG 1 BAY CITY, TX 77414-5003	07/31/2024 08/28/2024	40,440 88	\$1,596.20 \$1,092.02	\$0.00 \$0.00	\$2,688.22	
10032789419218250	4511 FM 2668 UNIT 1 BAY CITY, TX 77414-3991	07/08/2024 08/06/2024	6,560 37	\$253.03 \$492.80	\$0.00 \$0.00	\$745.83	
10032789474465420	4511 FM 2668 UNIT 2 BAY CITY, TX 77414-3991	07/08/2024 08/06/2024	5,100 33	\$196.73 \$435.98	\$0.00 \$0.00	\$632.71	
10032789406762840	4511 FM 2668 UNIT 3 BAY CITY, TX 77414-3991	07/09/2024 08/06/2024	334 5	\$12.88 \$95.75	\$0.00 \$0.00	\$108.63	
10032789499566851	4511 FM 2668 UNIT 4 BAY CITY, TX 77414-3991	07/08/2024 08/06/2024	8 -	\$0.30 \$18.25	\$0.00 \$0.00	\$18.55	
10032789444026850	4511 FM 2668 UNIT 5 BAY CITY, TX 77414-3991	07/08/2024 08/06/2024	361 17	\$13.92 \$219.19	\$0.00 \$0.00	\$233.11	
10032789407891290	4511 FM 2668 UNIT 6 BAY CITY, TX 77414-3991	07/09/2024 08/06/2024	753 10	\$29.05 \$136.25	\$0.00 \$0.00	\$165.30	
10032789420166760	4511 FM 2668 UNIT 7 BAY CITY, TX 77414-3991	07/08/2024 08/06/2024	12 -	\$0.46 \$6.51	\$0.00 \$0.00	\$6.97	
10032789419036321	4511 FM 2668 UNIT 8 BAY CITY, TX 77414-3991	07/08/2024 08/06/2024	38 -	\$1.47 \$8.08	\$0.00 \$0.00	\$9.55	
10032789443561762	4511 FM 2668 UNIT 9 BAY CITY, TX 77414-3991	07/08/2024 08/06/2024	440 4	\$16.97 \$72.23	\$0.00 \$0.00	\$89.20	
10032789443561763	HAMMAN RD ODLT 400HPS AL BAY CITY, TX 77414	07/10/2024 08/07/2024	310 -	\$12.18 \$31.73	\$0.00 \$0.00	\$43.91	
10032789423558520	STATE HIGHWAY 60 STLG 250HPSA BAY CITY, TX 77414	07/24/2024 08/21/2024	104 -	\$4.02 \$15.57	\$0.00 \$0.00	\$19.59	
10032789459112270	2604 NICHOLS AVE BAY CITY, TX 77414-6958	07/09/2024 08/06/2024	2,704 11	\$106.41 \$169.50	\$0.00 \$0.00	\$275.91	
10032789479928771	3588 1/2 NICHOLS AVE BAY CITY, TX 77414-7383	07/09/2024 08/06/2024	57 -	\$2.22 \$8.47	\$0.00 \$0.00	\$10.69	
10032789485513550	NICHOLS AVE UNIT 250HPSA BAY CITY, TX 77414	07/11/2024 08/08/2024	520 -	\$20.44 \$73.57	\$0.00 \$0.00	\$94.01	
10032789485513552	NICHOLS AVE UNIT 400FLD1 BAY CITY, TX 77414	07/29/2024 08/26/2024	310 -	\$12.20 \$31.73	\$0.00 \$0.00	\$43.93	
10032789480469090	NICHOLS RD UNIT 250HPSA BAY CITY, TX 77414	07/11/2024 08/08/2024	208 -	\$8.16 \$30.29	\$0.00 \$0.00	\$38.45	
10032789461693261	FM 616 W BLESSING, TX 77419	07/31/2024 08/28/2024	39 -	\$1.50 \$7.03	\$0.00 \$0.00	\$8.53	

Customer Name: MATAGORDA COUNTY
 Account Number: 100064844327
 Invoice Number: 052003702059
 Invoice Date: 09/10/2024

ESI ID Facility ID	Service Address	Start Service End Service	kWh Actual kW/kVA	Commercial TDU Charges	Commercial Taxes TDU Taxes	Total Charges	Flag
10032789402787492	FM 616 W STLG 250HPS BLESSING, TX 77419	07/31/2024 08/28/2024	832 -	\$32.10 \$112.94	\$0.00 \$0.00	\$145.04	
10032789478079271	AVENUE C UNIT PRKLITE BLESSING, TX 77419	07/31/2024 08/28/2024	211 1	\$8.17 \$18.31	\$0.00 \$0.00	\$26.48	
10032789436470608	139 FM 616 W STLG 250HPS BLESSING, TX 77419	07/29/2024 08/26/2024	104 -	\$4.02 \$15.57	\$0.00 \$0.00	\$19.59	
10032789402787491	560 FM 616 W UNIT PARK BLESSING, TX 77419	07/31/2024 08/28/2024	1,920 6	\$74.26 \$137.31	\$0.00 \$0.00	\$211.57	
10032789497890130	201 FM 616 W UNIT SEWLIFT BLESSING, TX 77419	07/31/2024 08/28/2024	24 -	\$0.93 \$7.22	\$0.00 \$0.00	\$8.15	
10032789496744773	935 STREETLIGHT STLG 400MV BLESSING, TX 77419	07/30/2024 08/27/2024	290 -	\$11.20 \$38.15	\$0.00 \$0.00	\$49.35	
10032789496744772	932 STREETLIGHT UNIT 175MV BLESSING, TX 77419	07/30/2024 08/27/2024	70 -	\$2.69 \$11.51	\$0.00 \$0.00	\$14.20	
10032789482241440	FM 459 UNIT P43 EL MATON, TX 77440	07/12/2024 08/11/2024	195 -	\$7.51 \$17.39	\$0.00 \$0.00	\$24.90	
10032789476839781	190 AVENUE F ODLT 400HPS MARKHAM, TX 77456	07/22/2024 08/19/2024	155 -	\$5.98 \$15.62	\$0.00 \$0.00	\$21.60	
10032789426253880	190 AVENUE F UNIT ANNEX MARKHAM, TX 77456	07/22/2024 08/19/2024	296 3	\$11.44 \$23.41	\$0.00 \$0.00	\$34.85	
10032789476839780	190 AVENUE F UNIT COMMNT MARKHAM, TX 77456	07/22/2024 08/19/2024	3,542 19	\$136.84 \$261.82	\$0.00 \$0.00	\$398.66	
10032789487564611	190 AVENUE F UNIT FIRESTA MARKHAM, TX 77456	07/22/2024 08/19/2024	1,207 -	\$46.59 \$77.66	\$0.00 \$0.00	\$124.25	
10032789461015050	190 AVENUE F UNIT JP OFF MARKHAM, TX 77456	07/22/2024 08/19/2024	1,231 -	\$47.53 \$79.11	\$0.00 \$0.00	\$126.64	
10032789427413670	1203 COUNTY ROAD 243 UNIT FIRESTA MATAGORDA, TX 77457	07/18/2024 08/15/2024	908 6	\$35.04 \$59.87	\$0.00 \$0.00	\$94.91	
10032789403973976	18 COUNTY ROAD 252 MATAGORDA, TX 77457	07/19/2024 08/18/2024	378 3	\$14.58 \$28.29	\$0.00 \$0.00	\$42.87	
10032789427542180	414 FISHER MATAGORDA, TX 77457	07/19/2024 08/18/2024	78 -	\$3.01 \$10.43	\$0.00 \$0.00	\$13.44	
10032789494278861	OLD GULF RD UNIT STATION COLLECT STA MATAGORDA, TX 77457	07/17/2024 08/14/2024	51 1	\$1.96 \$8.84	\$0.00 \$0.00	\$10.80	
10032789495257641	115 LAUREL MATAGORDA, TX 77457	07/19/2024 08/18/2024	178 5	\$6.88 \$16.38	\$0.00 \$0.00	\$23.26	
10032789417127397	772 LAUREL SEASONAL METER MATAGORDA, TX 77457	07/19/2024 08/18/2024	700 3	\$27.02 \$47.48	\$0.00 \$0.00	\$74.50	
10032789414370120	487 MAGNOLIA ST UNIT COUNTY MATAGORDA, TX 77457	07/19/2024 08/18/2024	2,135 8	\$82.41 \$132.92	\$0.00 \$0.00	\$215.33	
10032789446568110	637 MARKET ST UNIT FIRESTA MATAGORDA, TX 77457	07/19/2024 08/18/2024	6,286 22	\$242.63 \$325.60	\$0.00 \$0.00	\$568.23	
10032789432664941	2 RIVER BEND ODLT 400HPS MATAGORDA, TX 77457	07/19/2024 08/18/2024	155 -	\$5.97 \$15.62	\$0.00 \$0.00	\$21.59	
10032789492176731	HIGHWAY 111 ODL MIDFIELD, TX 77458	07/05/2024 08/04/2024	104 -	\$4.00 \$11.93	\$0.00 \$0.00	\$15.93	
10032789459047060	110 JUNETTA AVE MIDFIELD, TX 77458	07/05/2024 08/04/2024	256 8	\$9.86 \$112.96	\$0.00 \$0.00	\$122.82	
10032789459047061	110 JUNETTA ODLT 150HPS AL MIDFIELD, TX 77458	07/05/2024 08/04/2024	57 -	\$2.19 \$8.32	\$0.00 \$0.00	\$10.51	



Customer Name: MATAGORDA COUNTY
Account Number: 100064844327
Invoice Number: 052003702059
Invoice Date: 09/10/2024

ESI ID Facility ID	Service Address	Start Service End Service	kWh Actual kW/kVA	Commercial TDU Charges	Commercial Taxes TDU Taxes	Total Charges	Flag
10032789461418841	RAWLS ODL MIDFIELD, TX 77458	07/05/2024 08/04/2024	104 -	\$4.00 \$11.22	\$0.00 \$0.00	\$15.22	
10032789433412700	RAWLS UNIT FIRESTA MIDFIELD, TX 77458	07/05/2024 08/04/2024	3,000 9	\$115.50 \$142.50	\$0.00 \$0.00	\$258.00	
10032789441468646	955 STREETLIGHT STLG 1000HPS MIDFIELD, TX 77458	07/29/2024 08/26/2024	367 -	\$14.16 \$31.36	\$0.00 \$0.00	\$45.52	
10032789440808411	405 COMMERCE ST PALACIOS, TX 77465-5468	07/23/2024 08/20/2024	3,307 10	\$129.39 \$163.12	\$0.00 \$0.00	\$292.51	
10032789474945242	25000 STATE HIGHWAY 35 S PALACIOS, TX 77465-1920	07/12/2024 08/11/2024	620 -	\$23.87 \$62.46	\$0.00 \$0.00	\$86.33	
10032789453394875	25000 STATE HIGHWAY 35 S UNIT OFFIC PALACIOS, TX 77465-1920	07/12/2024 08/11/2024	1,249 6	\$48.19 \$80.16	\$0.00 \$0.00	\$128.35	
10032789474945241	25000 STATE HIGHWAY 35 S UNIT P7 PALACIOS, TX 77465-1920	07/12/2024 08/11/2024	410 10	\$15.82 \$30.22	\$0.00 \$0.00	\$46.04	
1008901015815710800100	17817 WOOD PLEDGER, TX 77468-0000	07/19/2024 08/18/2024	1,801 12	\$69.51 \$119.66	\$0.00 \$0.00	\$189.17	

	\$24,529.84
Debits	-
Current Charges	\$24,529.84

Flag Key
F - Final Bill
A - Adjusted Period
E - Estimated

Customer Name: MATAGORDA COUNTY
 Account Number: 100064844327
 Invoice Number: 052003702059
 Invoice Date: 09/10/2024

ESI ID Detail:

510

Service Address:

1700 7TH ST BAY CITY, TX 77414-5080

ESI ID: 10032789496308881

Product:

Fixed Price

Meter ID	Days	Read Type	Previous Read Date	Previous Meter Read	Current Read Date	Current Meter Read	Multiplier	Usage (kWh)	Actual kW/kVA	Billed kW/kVA
558026869	29	Actual	07/31/2024	✓ 55944	08/28/2024	56503	192.00000	107328	205	205
TOTAL								107328	205	205

Electric Service Commercial

Service Period: 07/31/2024 to 08/28/2024 ✓

TXU Energy Fixed Price

Base Usage	107328 kWh @	\$ 0.0377995	\$4,056.94
Other Charges			\$2.91
Market Securitization (Debt) Financing			\$47.48
Other ERCOT Incremental AS Charges			\$37.61
PUC Assessment			\$6.93
Gross Receipts Reimb			\$84.46

Total Commercial Charges \$4,236.33

Electric Service Distribution

Service Period: 07/31/2024 to 08/28/2024

Base Charge			\$2.02
Meter Charge			\$12.67
Distribution System Charge	205.1 kW @	\$ 4.869	\$998.63
Transmission Cost Recov Factor	205.1 kW @	\$ 3.965003	\$813.22
Distribution Cost Recovery	205.1 kW @	\$ 1.616428	\$331.53
Transition Charge (TC3)	205.1 kW @	\$ 0.718808	\$147.43
Storm Recovery Charge	205.1 kW @	\$ 0.22518	\$46.18
Storm Recovery Tax Credit	205.1 kW @	\$ 0.012576	\$2.58 CR
Regulatory Asset Recovery	205.1 kW @	\$ 0.052535	\$10.77
Energy Efficiency	107,328 kWh @	\$ 0.000902	\$96.81
TEEEF	205.1 kW @	\$ 0.1949	\$39.97
PUC Assessment			\$3.79
Gross Receipts Reimb			\$46.11

Total Distribution Charges \$2,546.55

TOTAL CHARGES FOR ESI ID \$6,782.88 ✓



Customer Name: MATAGORDA COUNTY
 Account Number: 100064844327
 Invoice Number: 052003702059
 Invoice Date: 09/10/2024

ESI ID Detail: **508**

Service Address: 2200 7TH ST BAY CITY, TX 77414-5254
 Product: Fixed Price

ESI ID: 10032789456726070

Meter ID	Days	Read Type	Previous Read Date	Previous Meter Read	Current Read Date	Current Meter Read	Multiplier	Usage (kWh)	Actual kW/kVA	Billed kW/kVA
558785152	31	Actual	07/05/2024	✓ 85120	08/04/2024	86304	40.00000	47360	134	133
TOTAL								47360	134	133

Electric Service Commercial

Service Period: 07/05/2024 to 08/04/2024 ✓

TXU Energy Fixed Price

Base Usage	47360 kWh @	\$ 0.0377995	\$1,790.18
Other Charges			\$1.44
Market Securitization (Debt) Financing			\$20.40
Other ERCOT Incremental AS Charges			\$9.10
PUC Assessment			\$3.05
Gross Receipts Reimb			\$37.11

Total Commercial Charges \$1,861.28

Electric Service Distribution

Service Period: 07/05/2024 to 08/04/2024

Base Charge			\$2.02
Meter Charge			\$12.67
Distribution System Charge	133.4 kW @	\$ 4.869	\$649.52
Transmission Cost Recov Factor	133.4 kW @	\$ 3.965003	\$528.93
Distribution Cost Recovery	133.4 kW @	\$ 1.616428	\$215.63
Transition Charge (TC3)	133.4 kW @	\$ 0.718808	\$95.89
Storm Recovery Charge	133.4 kW @	\$ 0.314425	\$41.94
Storm Recovery Tax Credit	133.4 kW @	\$ 0.016068	\$2.14 CR
Regulatory Asset Recovery	133.4 kW @	\$ 0.052535	\$7.01
Energy Efficiency	47,360 kWh @	\$ 0.000902	\$42.72
TEEEF	133.4 kW @	\$ 0.1949	\$26.00
PUC Assessment			\$2.44
Gross Receipts Reimb			\$29.68

Total Distribution Charges \$1,652.31

TOTAL CHARGES FOR ESI ID \$3,513.59 ✓

Customer Name: MATAGORDA COUNTY
 Account Number: 100064844327
 Invoice Number: 052003702059
 Invoice Date: 09/10/2024

508

ESI ID Detail:

Service Address:
 Product:

2200 7TH ST UNIT FL BAY CITY, TX 77414-5254
 Fixed Price

ESI ID: 10032789456726072

Meter ID	Days	Read Type	Previous Read Date	Previous Meter Read	Current Read Date	Current Meter Read	Multiplier	Usage (kWh)	Actual kW/kVA	Billed kW/kVA
7007055046SD	31	Actual	07/05/2024	0	08/04/2024	155	1.00000	155	-	-
TOTAL								155	0	0

Electric Service Commercial

Service Period: 07/05/2024 to 08/04/2024 ✓

TXU Energy Fixed Price

Base Usage	155 kWh @	\$ 0.0377995	\$5.86
Market Securitization (Debt) Financing			\$0.07
Other ERCOT Incremental AS Charges			\$0.02
PUC Assessment			\$0.01
Gross Receipts Reimb			\$0.12

Total Commercial Charges \$6.08

Electric Service Distribution

Service Period: 07/05/2024 to 08/04/2024

Outdoor Lighting - Facilities			\$5.26
Distribution System Charge	155 kWh @	\$ 0.0210968	\$3.27
Transmission Cost Recov Factor	155 kWh @	\$ 0.0096774	\$1.50
Distribution Cost Recovery	155 kWh @	\$ 0.0154194	\$2.39
Transition Charge (TC3)	155 kWh @	\$ 0.0091613	\$1.42
Storm Recovery Charge	155 kWh @	\$ 0.0098065	\$1.52
Storm Recovery Tax Credit	155 kWh @	\$ 0.0005161	\$0.08 CR
Regulatory Asset Recovery	155 kWh @	\$ 0.0002581	\$0.04
TEEEF	155 kWh @	\$ 0.0018065	\$0.28
PUC Assessment			\$0.02
Gross Receipts Reimb			\$0.25

Total Distribution Charges \$15.87

TOTAL CHARGES FOR ESI ID \$21.95 ✓



Customer Name: MATAGORDA COUNTY
 Account Number: 100064844327
 Invoice Number: 052003702059
 Invoice Date: 09/10/2024

508

ESI ID Detail:

Service Address:

2200 7TH ST UNIT FL BAY CITY, TX 77414-5254

ESI ID: 10032789456726071

Product:

Fixed Price

Meter ID	Days	Read Type	Previous Read Date	Previous Meter Read	Current Read Date	Current Meter Read	Multiplier	Usage (kWh)	Actual kW/kVA	Billed kW/kVA
7007055012SD	31	Actual	07/05/2024	0	08/04/2024	208	1.00000	208	-	-
TOTAL								208	0	0

Electric Service Commercial

Service Period: 07/05/2024 to 08/04/2024 ✓

TXU Energy Fixed Price

Base Usage	208 kWh @	\$ 0.0377995	\$7.86
Market Securitization (Debt) Financing			\$0.09
Other ERCOT Incremental AS Charges			\$0.03
PUC Assessment			\$0.01
Gross Receipts Reimb			\$0.16

Total Commercial Charges \$8.15

Electric Service Distribution

Service Period: 07/05/2024 to 08/04/2024

Outdoor Lighting - Facilities			\$9.96
Distribution System Charge	208 kWh @	\$ 0.0210577	\$4.38
Transmission Cost Recov Factor	208 kWh @	\$ 0.0096635	\$2.01
Distribution Cost Recovery	208 kWh @	\$ 0.0153846	\$3.20
Transition Charge (TC3)	208 kWh @	\$ 0.0091827	\$1.91
Storm Recovery Charge	208 kWh @	\$ 0.0097596	\$2.03
Storm Recovery Tax Credit	208 kWh @	\$ 0.0004808	\$0.10 CR
Regulatory Asset Recovery	208 kWh @	\$ 0.0002885	\$0.06
TEEEF	208 kWh @	\$ 0.0018269	\$0.38
PUC Assessment			\$0.03
Gross Receipts Reimb			\$0.40

Total Distribution Charges \$24.26

TOTAL CHARGES FOR ESI ID \$32.41 ✓



Customer Name: MATAGORDA COUNTY
 Account Number: 100064844327
 Invoice Number: 052003702059
 Invoice Date: 09/10/2024

ESI ID Detail:

Service Address:

NICHOLS AVE UNIT 400FLD2 BAY CITY, TX 77414

ESI ID: 10032789485513551

Product:

Fixed Price

Meter ID	Days	Read Type	Previous Read Date	Previous Meter Read	Current Read Date	Current Meter Read	Multiplier	Usage (kWh)	Actual kW/kVA	Billed kW/kVA
7007116651SD	29	Actual	07/29/2024	0	08/26/2024	✓ 155	1.00000	155	-	-
TOTAL								155	0	0

Electric Service Commercial

Service Period: 07/29/2024 to 08/26/2024 ✓

TXU Energy Fixed Price

Base Usage	155 kWh @	\$ 0.0377995	\$5.86
Market Securitization (Debt) Financing			\$0.07
Other ERCOT Incremental AS Charges			\$0.04
PUC Assessment			\$0.01

Total Commercial Charges \$5.98

Electric Service Distribution

Service Period: 07/29/2024 to 08/26/2024

Outdoor Lighting - Facilities			\$5.26
Distribution System Charge	155 kWh @	\$ 0.0210968	\$3.27
Transmission Cost Recov Factor	155 kWh @	\$ 0.0096774	\$1.50
Distribution Cost Recovery	155 kWh @	\$ 0.0154194	\$2.39
Transition Charge (TC3)	155 kWh @	\$ 0.0091613	\$1.42
Storm Recovery Charge	155 kWh @	\$ 0.0098065	\$1.52
Storm Recovery Tax Credit	155 kWh @	\$ 0.0005161	\$0.08 CR
Regulatory Asset Recovery	155 kWh @	\$ 0.0002581	\$0.04
TEEF	155 kWh @	\$ 0.0018065	\$0.28
PUC Assessment			\$0.02

Total Distribution Charges \$15.62

TOTAL CHARGES FOR ESI ID \$21.60 ✓



Customer Name: MATAGORDA COUNTY
 Account Number: 100064844327
 Invoice Number: 052003702059
 Invoice Date: 09/10/2024

ESI ID Detail:

Service Address:
 Product:

512

2323 AVENUE E BAY CITY, TX 77414-6001
 Fixed Price

ESI ID: 10032789405892401

Meter ID	Days	Read Type	Previous Read Date	Previous Meter Read	Current Read Date	Current Meter Read	Multiplier	Usage (kWh)	Actual kW/kVA	Billed kW/kVA
7006958123SD	29	Actual	07/31/2024	0	08/28/2024	✓ 104	1.00000	104	-	-
TOTAL								104	0	0

Electric Service Commercial

Service Period: 07/31/2024 to 08/28/2024 ✓

TXU Energy Fixed Price

Base Usage	104 kWh @	\$ 0.0377995	\$3.93
Market Securitization (Debt) Financing			\$0.05
Other ERCOT Incremental AS Charges			\$0.03
PUC Assessment			\$0.01
Gross Receipts Reimb			\$0.08

Total Commercial Charges \$4.10

Electric Service Distribution

Service Period: 07/31/2024 to 08/28/2024

Outdoor Lighting - Facilities			\$4.98
Distribution System Charge	104 kWh @	\$ 0.0210577	\$2.19
Transmission Cost Recov Factor	104 kWh @	\$ 0.0096154	\$1.00
Distribution Cost Recovery	104 kWh @	\$ 0.0153846	\$1.60
Transition Charge (TC3)	104 kWh @	\$ 0.0091346	\$0.95
Storm Recovery Charge	104 kWh @	\$ 0.0075	\$0.78
Storm Recovery Tax Credit	104 kWh @	\$ 0.0004808	\$0.05 CR
Regulatory Asset Recovery	104 kWh @	\$ 0.0002885	\$0.03
TEEEF	104 kWh @	\$ 0.0018269	\$0.19
PUC Assessment			\$0.02
Gross Receipts Reimb			\$0.20

Total Distribution Charges \$11.89

TOTAL CHARGES FOR ESI ID \$15.99 ✓

Customer Name: MATAGORDA COUNTY
 Account Number: 100064844327
 Invoice Number: 052003702059
 Invoice Date: 09/10/2024

ESI ID Detail:

512

Service Address:
 Product:

2323 AVENUE E BAY CITY, TX 77414-6001
 Fixed Price

ESI ID: 10032789405892400

Meter ID	Days	Read Type	Previous Read Date	Previous Meter Read	Current Read Date	Current Meter Read	Multiplier	Usage (kWh)	Actual kW/kVA	Billed kW/kVA
558782187	29	Actual	07/31/2024	✓ 44977	08/28/2024	45344	192.00000	70464	125	125
TOTAL								70464	125	125

Electric Service Commercial

Service Period: 07/31/2024 to 08/28/2024 ✓
 TXU Energy Fixed Price

Base Usage	70464 kWh @	\$ 0.0377995	\$2,663.50
Other Charges			\$1.91
Market Securitization (Debt) Financing			\$31.17
Other ERCOT Incremental AS Charges			\$24.69
PUC Assessment			\$4.55
Gross Receipts Reimb			\$55.45

Total Commercial Charges \$2,781.27

Electric Service Distribution

Service Period: 07/31/2024 to 08/28/2024

Base Charge			\$2.02
Meter Charge			\$12.67
Distribution System Charge	124.6 kW @	\$ 4.869	\$606.68
Transmission Cost Recov Factor	124.6 kW @	\$ 3.965003	\$494.04
Distribution Cost Recovery	124.6 kW @	\$ 1.616428	\$201.41
Transition Charge (TC3)	124.6 kW @	\$ 0.718808	\$89.56
Storm Recovery Charge	124.6 kW @	\$ 0.22518	\$28.06
Storm Recovery Tax Credit	124.6 kW @	\$ 0.012576	\$1.57 CR
Regulatory Asset Recovery	124.6 kW @	\$ 0.052535	\$6.55
Energy Efficiency	70,464 kWh @	\$ 0.000902	\$63.56
TEEEF	124.6 kW @	\$ 0.1949	\$24.28
PUC Assessment			\$2.32
Gross Receipts Reimb			\$28.23

Total Distribution Charges \$1,557.81

TOTAL CHARGES FOR ESI ID \$4,339.08 ✓



Customer Name: MATAGORDA COUNTY
 Account Number: 100064844327
 Invoice Number: 052003702059
 Invoice Date: 09/10/2024

ESI ID Detail:

560

Service Address:

2308 AVENUE F BAY CITY, TX 77414-6045

ESI ID: 10032789485567631

Product:

Fixed Price

Meter ID	Days	Read Type	Previous Read Date	Previous Meter Read	Current Read Date	Current Meter Read	Multiplier	Usage (kWh)	Actual kW/kVA	Billed kW/kVA
558782938	29	Actual	07/31/2024	✓ 22547	08/28/2024	22740	80.00000	15440	38	38
TOTAL								15440	38	38

Electric Service Commercial

Service Period: 07/31/2024 to 08/28/2024 ✓

TXU Energy Fixed Price

Base Usage	15440 kWh @	\$ 0.0377995	\$583.62
Other Charges			\$0.46
Market Securitization (Debt) Financing			\$6.83
Other ERCOT Incremental AS Charges			\$5.82
PUC Assessment			\$1.00
Gross Receipts Reimb			\$12.16

Total Commercial Charges

\$609.89

Electric Service Distribution

Service Period: 07/31/2024 to 08/28/2024

Base Charge			\$2.02
Meter Charge			\$12.67
Distribution System Charge	37.9 kW @	\$ 4.869	\$184.54
Transmission Cost Recov Factor	37.9 kW @	\$ 3.965003	\$150.27
Distribution Cost Recovery	37.9 kW @	\$ 1.616428	\$61.26
Transition Charge (TC3)	37.9 kW @	\$ 0.718808	\$27.24
Storm Recovery Charge	37.9 kW @	\$ 0.22518	\$8.53
Storm Recovery Tax Credit	37.9 kW @	\$ 0.012576	\$0.48 CR
Regulatory Asset Recovery	37.9 kW @	\$ 0.052535	\$1.99
Energy Efficiency	15,440 kWh @	\$ 0.000902	\$13.93
TEEEF	37.9 kW @	\$ 0.1949	\$7.39
PUC Assessment			\$0.71
Gross Receipts Reimb			\$8.68

Total Distribution Charges

\$478.75

TOTAL CHARGES FOR ESI ID

\$1,088.64 ✓

Customer Name: MATAGORDA COUNTY
 Account Number: 100064844327
 Invoice Number: 052003702059
 Invoice Date: 09/10/2024

ESI ID Detail:

Service Address:

Product:

509
CTOB

2021 AVENUE G BLDG 1 BAY CITY, TX 77414-5003
 Fixed Price

ESI ID: 10032789499291957

Meter ID	Days	Read Type	Previous Read Date	Previous Meter Read	Current Read Date	Current Meter Read	Multiplier	Usage (kWh)	Actual kW/kVA	Billed kW/kVA
558782912	29	Actual	07/31/2024	✓ 124590	08/28/2024	125601	40.00000	40440	88	88
TOTAL								40440	88	88

Electric Service Commercial

Service Period: 07/31/2024 to 08/28/2024 ✓

TXU Energy Fixed Price

Base Usage	40440 kWh @	\$ 0.0377995	\$1,528.61
Other Charges			\$1.10
Market Securitization (Debt) Financing			\$17.89
Other ERCOT Incremental AS Charges			\$14.17
PUC Assessment			\$2.61
Gross Receipts Reimb			\$31.82

Total Commercial Charges \$1,596.20

Electric Service Distribution

Service Period: 07/31/2024 to 08/28/2024

Base Charge			\$2.02
Meter Charge			\$12.67
Distribution System Charge	87.6 kW @	\$ 4.869	\$426.52
Transmission Cost Recov Factor	87.6 kW @	\$ 3.965003	\$347.33
Distribution Cost Recovery	87.6 kW @	\$ 1.616428	\$141.60
Transition Charge (TC3)	88.4 kW @	\$ 0.718808	\$63.54
Storm Recovery Charge	88.4 kW @	\$ 0.22518	\$19.91
Storm Recovery Tax Credit	88.4 kW @	\$ 0.012576	\$1.11 CR
Regulatory Asset Recovery	87.6 kW @	\$ 0.052535	\$4.60
Energy Efficiency	40,440 kWh @	\$ 0.000902	\$36.48
TEEEF	87.6 kW @	\$ 0.1949	\$17.07
PUC Assessment			\$1.62
Gross Receipts Reimb			\$19.77

Total Distribution Charges \$1,092.02

TOTAL CHARGES FOR ESI ID \$2,688.22 ✓



Customer Name: MATAGORDA COUNTY
Account Number: 100064844327
Invoice Number: 052003702059
Invoice Date: 09/10/2024

ESI ID Detail:

661

Service Address:
Product:

4511 FM 2668 UNIT 1 BAY CITY, TX 77414-3991
 Fixed Price

ESI ID: 10032789419218250

Meter ID	Days	Read Type	Previous Read Date	Previous Meter Read	Current Read Date	Current Meter Read	Multiplier	Usage (kWh)	Actual kW/kVA	Billed kW/kVA
592403229	30	Actual	07/08/2024	1437	08/06/2024	1478	160.00000	6560	37	36
TOTAL								6560	37	36

Electric Service Commercial

Service Period: 07/08/2024 to 08/06/2024 ✓

TXU Energy Fixed Price

Base Usage	6560 kWh @	\$ 0.0377995	\$247.96
Other Charges			\$0.23
Market Securitization (Debt) Financing			\$2.90
Other ERCOT Incremental AS Charges			\$1.52
PUC Assessment			\$0.42

Total Commercial Charges

\$253.03

Electric Service Distribution

Service Period: 07/08/2024 to 08/06/2024

Base Charge			\$2.02
Meter Charge			\$12.67
Distribution System Charge	36.3 kW @	\$ 4.869	\$176.74
Transmission Cost Recov Factor	36.3 kW @	\$ 3.965003	\$143.93
Distribution Cost Recovery	36.3 kW @	\$ 1.616428	\$58.68
Transition Charge (TC3)	6,560 kWh @	\$ 0.00916	\$60.09
Storm Recovery Charge	77.4 kW @	\$ 0.314425	\$24.34
Storm Recovery Tax Credit	77.4 kW @	\$ 0.016068	\$1.24 CR
Regulatory Asset Recovery	36.3 kW @	\$ 0.052535	\$1.91
Energy Efficiency	6,560 kWh @	\$ 0.000902	\$5.92
TEEEF	36.3 kW @	\$ 0.1949	\$7.07
PUC Assessment			\$0.67

Total Distribution Charges

\$492.80

TOTAL CHARGES FOR ESI ID

\$745.83 ✓

Customer Name: MATAGORDA COUNTY
 Account Number: 100064844327
 Invoice Number: 052003702059
 Invoice Date: 09/10/2024

ESI ID Detail:

661

Service Address:
 Product:

4511 FM 2668 UNIT 2 BAY CITY, TX 77414-3991
 Fixed Price

ESI ID: 10032789474465420

Meter ID	Days	Read Type	Previous Read Date	Previous Meter Read	Current Read Date	Current Meter Read	Multiplier	Usage (kWh)	Actual kW/kVA	Billed kW/kVA
592402234	30	Actual	07/08/2024	✓ 203	08/06/2024	254	100.00000	5100	33	33
TOTAL								5100	33	33

Electric Service Commercial

Service Period: 07/08/2024 to 08/06/2024 ✓
 TXU Energy Fixed Price

Base Usage	5100 kWh @	\$ 0.0377995	\$192.78
Other Charges			\$0.18
Market Securitization (Debt) Financing			\$2.26
Other ERCOT Incremental AS Charges			\$1.18
PUC Assessment			\$0.33

Total Commercial Charges \$196.73

Electric Service Distribution

Service Period: 07/08/2024 to 08/06/2024

Base Charge			\$2.02
Meter Charge			\$12.67
Distribution System Charge	33.4 kW @	\$ 4.869	\$162.62
Transmission Cost Recov Factor	33.4 kW @	\$ 3.965003	\$132.43
Distribution Cost Recovery	33.4 kW @	\$ 1.616428	\$53.99
Transition Charge (TC3)	5,100 kWh @	\$ 0.00916	\$46.72
Storm Recovery Charge	40.4 kW @	\$ 0.314425	\$12.70
Storm Recovery Tax Credit	40.4 kW @	\$ 0.016068	\$0.65 CR
Regulatory Asset Recovery	33.4 kW @	\$ 0.052535	\$1.75
Energy Efficiency	5,100 kWh @	\$ 0.000902	\$4.60
TEEEF	33.4 kW @	\$ 0.1949	\$6.51
PUC Assessment			\$0.62

Total Distribution Charges \$435.98

TOTAL CHARGES FOR ESI ID \$632.71 ✓



Customer Name: MATAGORDA COUNTY
 Account Number: 100064844327
 Invoice Number: 052003702059
 Invoice Date: 09/10/2024

6661

ESI ID Detail:

Service Address: 4511 FM 2668 UNIT 3 BAY CITY, TX 77414-3991
 Product: Fixed Price

ESI ID: 10032789406762840

Meter ID	Days	Read Type	Previous Read Date	Previous Meter Read	Current Read Date	Current Meter Read	Multiplier	Usage (kWh)	Actual kW/kVA	Billed kW/kVA
171155561	29	Actual	07/09/2024	✓ 14282	08/06/2024	14616	1.00000	334	5	5
TOTAL								334	5	5

Electric Service Commercial

Service Period: 07/09/2024 to 08/06/2024 ✓

TXU Energy Fixed Price

Base Usage	334 kWh @	\$ 0.0377995	\$12.62
Other Charges			\$0.01
Market Securitization (Debt) Financing			\$0.15
Other ERCOT Incremental AS Charges			\$0.08
PUC Assessment			\$0.02

Total Commercial Charges \$12.88

Electric Service Distribution

Service Period: 07/09/2024 to 08/06/2024

Base Charge			\$2.02
Meter Charge			\$12.67
Distribution System Charge	5.4 kW @	\$ 4.869	\$26.29
Transmission Cost Recov Factor	5.4 kW @	\$ 3.965003	\$21.41
Distribution Cost Recovery	5.4 kW @	\$ 1.616428	\$8.73
Transition Charge (TC3)	22.5 kW @	\$ 0.718808	\$16.17
Storm Recovery Charge	22.5 kW @	\$ 0.314425	\$7.07
Storm Recovery Tax Credit	22.5 kW @	\$ 0.016068	\$0.36 CR
Regulatory Asset Recovery	5.4 kW @	\$ 0.052535	\$0.28
Energy Efficiency	334 kWh @	\$ 0.000902	\$0.30
TEEEF	5.4 kW @	\$ 0.1949	\$1.05
PUC Assessment			\$0.12

Total Distribution Charges \$95.75

TOTAL CHARGES FOR ESI ID \$108.63 ✓



Customer Name: MATAGORDA COUNTY
 Account Number: 100064844327
 Invoice Number: 052003702059
 Invoice Date: 09/10/2024

661

ESI ID Detail:

Service Address:

4511 FM 2668 UNIT 4 BAY CITY, TX 77414-3991

ESI ID: 10032789499566851

Product:

Fixed Price

Meter ID	Days	Read Type	Previous Read Date	Previous Meter Read	Current Read Date	Current Meter Read	Multiplier	Usage (kWh)	Actual kW/kVA	Billed kW/kVA
119431781	30	Actual	07/08/2024	✓ 22563	08/06/2024	22571	1.00000	8	0	0
TOTAL								8	0	0

Electric Service Commercial

Service Period: 07/08/2024 to 08/06/2024 ✓

TXU Energy Fixed Price

Base Usage

8 kWh @ \$ 0.0377995 \$0.30

Total Commercial Charges \$0.30

Electric Service Distribution

Service Period: 07/08/2024 to 08/06/2024

Base Charge

\$2.02

Meter Charge

\$12.67

Transition Charge (TC3)

8 kWh @ \$ 0.00916 \$0.07

Storm Recovery Charge

11.6 kW @ \$ 0.314425 \$3.65

Storm Recovery Tax Credit

11.6 kW @ \$ 0.016068 \$0.19 CR

Energy Efficiency

8 kWh @ \$ 0.000902 \$0.01

PUC Assessment

\$0.02

Total Distribution Charges \$18.25

TOTAL CHARGES FOR ESI ID \$18.55 ✓



Customer Name: MATAGORDA COUNTY
 Account Number: 100064844327
 Invoice Number: 052003702059
 Invoice Date: 09/10/2024

ltd

ESI ID Detail:

Service Address:

4511 FM 2668 UNIT 5 BAY CITY, TX 77414-3991

ESI ID: 10032789444026850

Product:

Fixed Price

Meter ID	Days	Read Type	Previous Read Date	Previous Meter Read	Current Read Date	Current Meter Read	Multiplier	Usage (kWh)	Actual kW/kVA	Billed kW/kVA
151900075	30	Actual	07/08/2024	✓ 26018	08/06/2024	26379	1.00000	361	17	17
TOTAL								361	17	17

Electric Service Commercial

Service Period: 07/08/2024 to 08/06/2024 ✓

TXU Energy Fixed Price

Base Usage	361 kWh @	\$ 0.0377995	\$13.65
Other Charges			\$0.01
Market Securitization (Debt) Financing			\$0.16
Other ERCOT Incremental AS Charges			\$0.08
PUC Assessment			\$0.02

Total Commercial Charges

\$13.92

Electric Service Distribution

Service Period: 07/08/2024 to 08/06/2024

Base Charge			\$2.02
Meter Charge			\$12.67
Distribution System Charge	17.4 kW @	\$ 4.869	\$84.72
Transmission Cost Recov Factor	17.4 kW @	\$ 3.965003	\$68.99
Distribution Cost Recovery	17.4 kW @	\$ 1.616428	\$28.13
Transition Charge (TC3)	17.4 kW @	\$ 0.718808	\$12.51
Storm Recovery Charge	17.4 kW @	\$ 0.314425	\$5.47
Storm Recovery Tax Credit	17.4 kW @	\$ 0.016068	\$0.28 CR
Regulatory Asset Recovery	17.4 kW @	\$ 0.052535	\$0.91
Energy Efficiency	361 kWh @	\$ 0.000902	\$0.33
TEEEF	17.4 kW @	\$ 0.1949	\$3.39
PUC Assessment			\$0.33

Total Distribution Charges

\$219.19

TOTAL CHARGES FOR ESI ID

\$233.11 ✓

Customer Name: MATAGORDA COUNTY
 Account Number: 100064844327
 Invoice Number: 052003702059
 Invoice Date: 09/10/2024

ESI ID Detail:

661

Service Address:

4511 FM 2668 UNIT 6 BAY CITY, TX 77414-3991

ESI ID: 10032789407891290

Product:

Fixed Price

Meter ID	Days	Read Type	Previous Read Date	Previous Meter Read	Current Read Date	Current Meter Read	Multiplier	Usage (kWh)	Actual kW/kVA	Billed kW/kVA
200574765	29	Actual	07/09/2024	✓ 63053	08/06/2024	63806	1.00000	753	10	10
TOTAL								753	10	10

Electric Service Commercial

Service Period: 07/09/2024 to 08/06/2024 ✓

TXU Energy Fixed Price

Base Usage	753 kWh @	\$ 0.0377995	\$28.46
Other Charges			\$0.03
Market Securitization (Debt) Financing			\$0.34
Other ERCOT Incremental AS Charges			\$0.17
PUC Assessment			\$0.05

Total Commercial Charges \$29.05

Electric Service Distribution

Service Period: 07/09/2024 to 08/06/2024

Base Charge			\$2.02
Meter Charge			\$12.67
Distribution System Charge	9.9 kW @	\$ 4.869	\$48.20
Transmission Cost Recov Factor	9.9 kW @	\$ 3.965003	\$39.25
Distribution Cost Recovery	9.9 kW @	\$ 1.616428	\$16.00
Transition Charge (TC3)	753 kWh @	\$ 0.00916	\$6.90
Storm Recovery Charge	26.4 kW @	\$ 0.314425	\$8.30
Storm Recovery Tax Credit	26.4 kW @	\$ 0.016068	\$0.42 CR
Regulatory Asset Recovery	9.9 kW @	\$ 0.052535	\$0.52
Energy Efficiency	753 kWh @	\$ 0.000902	\$0.68
TEEEF	9.9 kW @	\$ 0.1949	\$1.93
PUC Assessment			\$0.20

Total Distribution Charges \$136.25

TOTAL CHARGES FOR ESI ID \$165.30 ✓



Customer Name: MATAGORDA COUNTY
 Account Number: 100064844327
 Invoice Number: 052003702059
 Invoice Date: 09/10/2024

ESI ID Detail:

lelel

Service Address:
 Product:

4511 FM 2668 UNIT 7 BAY CITY, TX 77414-3991
 Fixed Price

ESI ID: 10032789420166760

Meter ID	Days	Read Type	Previous Read Date	Previous Meter Read	Current Read Date	Current Meter Read	Multiplier	Usage (kWh)	Actual kW/kVA	Billed kW/kVA
200229223	30	Actual	07/08/2024	✓ 119	08/06/2024	131	1.00000	12	0	0
TOTAL								12	0	0

Electric Service Commercial

Service Period: 07/08/2024 to 08/06/2024 ✓
 TXU Energy Fixed Price
 Base Usage
 Market Securitization (Debt) Financing

12 kWh @ \$ 0.0377995 \$0.45
 \$0.01

Total Commercial Charges \$0.46

Electric Service Distribution

Service Period: 07/08/2024 to 08/06/2024
 Base Charge
 Meter Charge
 Distribution System Charge
 Transmission Cost Recov Factor
 Distribution Cost Recovery
 Transition Charge (TC3)
 Storm Recovery Charge
 Energy Efficiency
 TEEEF
 PUC Assessment

12 kWh @ \$ 0.021093 \$0.25
 12 kWh @ \$ 0.009657 \$0.12
 12 kWh @ \$ 0.015405 \$0.18
 12 kWh @ \$ 0.00916 \$0.11
 12 kWh @ \$ 0.00157 \$0.02
 12 kWh @ \$ 0.000681 \$0.01
 12 kWh @ \$ 0.00181 \$0.02
 \$0.01

Total Distribution Charges \$6.51

TOTAL CHARGES FOR ESI ID \$6.97 ✓



Customer Name: MATAGORDA COUNTY
 Account Number: 100064844327
 Invoice Number: 052003702059
 Invoice Date: 09/10/2024

ESI ID Detail:

6661

Service Address:

4511 FM 2668 UNIT 8 BAY CITY, TX 77414-3991

ESI ID: 10032789419036321

Product:

Fixed Price

Meter ID	Days	Read Type	Previous Read Date	Previous Meter Read	Current Read Date	Current Meter Read	Multiplier	Usage (kWh)	Actual kW/kVA	Billed kW/kVA
125243718	30	Actual	07/08/2024	✓ 14057	08/06/2024	14095	1.00000	38	-	-
TOTAL								38	0	0

Electric Service Commercial

Service Period: 07/08/2024 to 08/06/2024 ✓

TXU Energy Fixed Price

Base Usage	38 kWh @	\$ 0.0377995	\$1.44
Market Securitization (Debt) Financing			\$0.02
Other ERCOT Incremental AS Charges			\$0.01

Total Commercial Charges \$1.47

Electric Service Distribution

Service Period: 07/08/2024 to 08/06/2024

Base Charge			\$1.40
Meter Charge			\$4.39
Distribution System Charge	38 kWh @	\$ 0.021093	\$0.80
Transmission Cost Recov Factor	38 kWh @	\$ 0.009657	\$0.37
Distribution Cost Recovery	38 kWh @	\$ 0.015405	\$0.59
Transition Charge (TC3)	38 kWh @	\$ 0.00916	\$0.35
Storm Recovery Charge	38 kWh @	\$ 0.00157	\$0.06
Regulatory Asset Recovery	38 kWh @	\$ 0.000171	\$0.01
Energy Efficiency	38 kWh @	\$ 0.000681	\$0.03
TEEEF	38 kWh @	\$ 0.00181	\$0.07
PUC Assessment			\$0.01

Total Distribution Charges \$8.08

TOTAL CHARGES FOR ESI ID \$9.55 ✓



Customer Name: MATAGORDA COUNTY
 Account Number: 100064844327
 Invoice Number: 052003702059
 Invoice Date: 09/10/2024

661

ESI ID Detail:

Service Address:

4511 FM 2668 UNIT 9 BAY CITY, TX 77414-3991

ESI ID: 10032789443561762

Product:

Fixed Price

Meter ID	Days	Read Type	Previous Read Date	Previous Meter Read	Current Read Date	Current Meter Read	Multiplier	Usage (kWh)	Actual kW/kVA	Billed kW/kVA
590613354	30	Actual	07/08/2024	✓ 1000	08/06/2024	1011	40.00000	440	4	5
TOTAL								440	4	5

Electric Service Commercial

Service Period: 07/08/2024 to 08/06/2024 ✓

TXU Energy Fixed Price

Base Usage	440 kWh @	\$ 0.0377995	\$16.63
Other Charges			\$0.02
Market Securitization (Debt) Financing			\$0.19
Other ERCOT Incremental AS Charges			\$0.10
PUC Assessment			\$0.03

Total Commercial Charges \$16.97

Electric Service Distribution

Service Period: 07/08/2024 to 08/06/2024

Base Charge			\$2.02
Meter Charge			\$12.67
Distribution System Charge	4.5 kW @	\$ 4.869	\$21.91
Transmission Cost Recov Factor	4.5 kW @	\$ 3.965003	\$17.84
Distribution Cost Recovery	4.5 kW @	\$ 1.616428	\$7.27
Transition Charge (TC3)	440 kWh @	\$ 0.00916	\$4.03
Storm Recovery Charge	16.3 kW @	\$ 0.314425	\$5.13
Storm Recovery Tax Credit	16.3 kW @	\$ 0.016068	\$0.26 CR
Regulatory Asset Recovery	4.5 kW @	\$ 0.052535	\$0.24
Energy Efficiency	440 kWh @	\$ 0.000902	\$0.40
TEEEF	4.5 kW @	\$ 0.1949	\$0.88
PUC Assessment			\$0.10

Total Distribution Charges \$72.23

TOTAL CHARGES FOR ESI ID \$89.20 ✓

Customer Name: MATAGORDA COUNTY
 Account Number: 100064844327
 Invoice Number: 052003702059
 Invoice Date: 09/10/2024

661

ESI ID Detail:

Service Address: HAMMAN RD ODLT 400HPS AL BAY CITY, TX 77414
 Product: Fixed Price

ESI ID: 10032789443561763

Meter ID	Days	Read Type	Previous Read Date	Previous Meter Read	Current Read Date	Current Meter Read	Multiplier	Usage (kWh)	Actual kW/kVA	Billed kW/kVA
7005516394SD	29	Actual	07/10/2024	0	08/07/2024	✓ 310	1.00000	310	-	-
TOTAL								310	0	0

Electric Service Commercial

Service Period: 07/10/2024 to 08/07/2024 ✓

TXU Energy Fixed Price

Base Usage	310 kWh @	\$ 0.0377995	\$11.72
Other Charges			\$0.01
Market Securitization (Debt) Financing			\$0.13
Other ERCOT Incremental AS Charges			\$0.06
PUC Assessment			\$0.02
Gross Receipts Reimb			\$0.24

Total Commercial Charges \$12.18

Electric Service Distribution

Service Period: 07/10/2024 to 08/07/2024

Outdoor Lighting - Facilities			\$10.52
Distribution System Charge	310 kWh @	\$ 0.0210968	\$6.54
Transmission Cost Recov Factor	310 kWh @	\$ 0.0096452	\$2.99
Distribution Cost Recovery	310 kWh @	\$ 0.0154194	\$4.78
Transition Charge (TC3)	310 kWh @	\$ 0.0091613	\$2.84
Storm Recovery Charge	310 kWh @	\$ 0.0097742	\$3.03
Storm Recovery Tax Credit	310 kWh @	\$ 0.0004839	\$0.15 CR
Regulatory Asset Recovery	310 kWh @	\$ 0.0002581	\$0.08
TEEEF	310 kWh @	\$ 0.0018065	\$0.56
PUC Assessment			\$0.04
Gross Receipts Reimb			\$0.50

Total Distribution Charges \$31.73

TOTAL CHARGES FOR ESI ID \$43.91 ✓



Customer Name: MATAGORDA COUNTY
 Account Number: 100064844327
 Invoice Number: 052003702059
 Invoice Date: 09/10/2024

ESI ID Detail:
 Service Address:
 Product:

612

STATE HIGHWAY 60 STLG 250HPSA BAY CITY, TX 77414
 Fixed Price

ESI ID: 10032789423558520

Meter ID	Days	Read Type	Previous Read Date	Previous Meter Read	Current Read Date	Current Meter Read	Multiplier	Usage (kWh)	Actual kW/kVA	Billed kW/kVA
7006982603SD	29	Actual	07/24/2024	0	08/21/2024	✓ 104	1.00000	104	-	-
TOTAL								104	0	0

Electric Service Commercial

Service Period: 07/24/2024 to 08/21/2024 ✓

TXU Energy Fixed Price

Base Usage	104 kWh @	\$ 0.0377995	\$3.93
Market Securitization (Debt) Financing			\$0.05
Other ERCOT Incremental AS Charges			\$0.03
PUC Assessment			\$0.01

Total Commercial Charges \$4.02

Electric Service Distribution

Service Period: 07/24/2024 to 08/21/2024

Base Charge			\$1.40
Street Lighting - Facilities			\$7.66
Distribution System Charge	104 kWh @	\$ 0.0210577	\$2.19
Transmission Cost Recov Factor	104 kWh @	\$ 0.0096154	\$1.00
Distribution Cost Recovery	104 kWh @	\$ 0.0153846	\$1.60
Transition Charge (TC3)	104 kWh @	\$ 0.0049038	\$0.51
Storm Recovery Charge	104 kWh @	\$ 0.0098077	\$1.02
Storm Recovery Tax Credit	104 kWh @	\$ 0.0004808	\$0.05 CR
Regulatory Asset Recovery	104 kWh @	\$ 0.0002885	\$0.03
TEEEF	104 kWh @	\$ 0.0018269	\$0.19
PUC Assessment			\$0.02

Total Distribution Charges \$15.57

TOTAL CHARGES FOR ESI ID \$19.59 ✓



Customer Name: MATAGORDA COUNTY
 Account Number: 100064844327
 Invoice Number: 052003702059
 Invoice Date: 09/10/2024

662

ESI ID Detail:

Service Address: 2604 NICHOLS AVE BAY CITY, TX 77414-6958
 Product: Fixed Price

ESI ID: 10032789459112270

Meter ID	Days	Read Type	Previous Read Date	Previous Meter Read	Current Read Date	Current Meter Read	Multiplier	Usage (kWh)	Actual kW/kVA	Billed kW/kVA
122240792	29	Actual	07/09/2024	✓ 237083	08/06/2024	239787	1.00000	2704	11	0
TOTAL								2704	11	0

Electric Service Commercial

Service Period: 07/09/2024 to 08/06/2024 ✓

TXU Energy Fixed Price

Base Usage	2704 kWh @	\$ 0.0377995	\$102.21
Other Charges			\$0.09
Market Securitization (Debt) Financing			\$1.19
Other ERCOT Incremental AS Charges			\$0.63
PUC Assessment			\$0.17
Gross Receipts Reimb			\$2.12

Total Commercial Charges \$106.41

Electric Service Distribution

Service Period: 07/09/2024 to 08/06/2024

Base Charge			\$1.40
Meter Charge			\$4.39
Distribution System Charge	2,704 kWh @	\$ 0.021093	\$57.04
Transmission Cost Recov Factor	2,704 kWh @	\$ 0.009657	\$26.11
Distribution Cost Recovery	2,704 kWh @	\$ 0.015405	\$41.66
Transition Charge (TC3)	2,704 kWh @	\$ 0.00916	\$24.77
Storm Recovery Charge	2,704 kWh @	\$ 0.00157	\$4.25
Storm Recovery Tax Credit	2,704 kWh @	\$ 0.000085	\$0.23 CR
Regulatory Asset Recovery	2,704 kWh @	\$ 0.000171	\$0.46
Energy Efficiency	2,704 kWh @	\$ 0.000681	\$1.84
TEEEF	2,704 kWh @	\$ 0.00181	\$4.89
PUC Assessment			\$0.22
Gross Receipts Reimb			\$2.70

Total Distribution Charges \$169.50

TOTAL CHARGES FOR ESI ID \$275.91 ✓



Customer Name: MATAGORDA COUNTY
 Account Number: 100064844327
 Invoice Number: 052003702059
 Invoice Date: 09/10/2024

612

ESI ID Detail:

Service Address:

3588 1/2 NICHOLS AVE BAY CITY, TX 77414-7383

ESI ID: 10032789479928771

Product:

Fixed Price

Meter ID	Days	Read Type	Previous Read Date	Previous Meter Read	Current Read Date	Current Meter Read	Multiplier	Usage (kWh)	Actual kW/kVA	Billed kW/kVA
7005770635SD	29	Actual	07/09/2024	0	08/06/2024	✓ 57	1.00000	57	-	-
TOTAL								57	0	0

Electric Service Commercial

Service Period: 07/09/2024 to 08/06/2024 ✓

TXU Energy Fixed Price

Base Usage	57 kWh @	\$ 0.0377995	\$2.15
Market Securitization (Debt) Financing			\$0.02
Other ERCOT Incremental AS Charges			\$0.01
Gross Receipts Reimb			\$0.04

Total Commercial Charges \$2.22

Electric Service Distribution

Service Period: 07/09/2024 to 08/06/2024

Outdoor Lighting - Facilities			\$4.51
Distribution System Charge	57 kWh @	\$ 0.0210526	\$1.20
Transmission Cost Recov Factor	57 kWh @	\$ 0.0096491	\$0.55
Distribution Cost Recovery	57 kWh @	\$ 0.0154386	\$0.88
Transition Charge (TC3)	57 kWh @	\$ 0.0091228	\$0.52
Storm Recovery Charge	57 kWh @	\$ 0.0098246	\$0.56
Storm Recovery Tax Credit	57 kWh @	\$ 0.0005263	\$0.03 CR
Regulatory Asset Recovery	57 kWh @	\$ 0.0003509	\$0.02
TEEEF	57 kWh @	\$ 0.0017544	\$0.10
PUC Assessment			\$0.01
Gross Receipts Reimb			\$0.15

Total Distribution Charges \$8.47

TOTAL CHARGES FOR ESI ID \$10.69 ✓

Customer Name: MATAGORDA COUNTY
 Account Number: 100064844327
 Invoice Number: 052003702059
 Invoice Date: 09/10/2024

662

ESI ID Detail:

Service Address: NICHOLS AVE UNIT 250HPSA BAY CITY, TX 77414
 Product: Fixed Price

ESI ID: 10032789485513550

Meter ID	Days	Read Type	Previous Read Date	Previous Meter Read	Current Read Date	Current Meter Read	Multiplier	Usage (kWh)	Actual kW/kVA	Billed kW/kVA
7007116623SD	29	Actual	07/11/2024	0	08/08/2024	520	1.00000	520	-	-
TOTAL								520	0	0

Electric Service Commercial

Service Period: 07/11/2024 to 08/08/2024 ✓

TXU Energy Fixed Price

Base Usage	520 kWh @	\$ 0.0377995	\$19.66
Other Charges			\$0.01
Market Securitization (Debt) Financing			\$0.23
Other ERCOT Incremental AS Charges			\$0.10
PUC Assessment			\$0.03
Gross Receipts Reimb			\$0.41

Total Commercial Charges \$20.44

Electric Service Distribution

Service Period: 07/11/2024 to 08/08/2024

Base Charge			\$1.40
Street Lighting - Facilities			\$38.30
Distribution System Charge	520 kWh @	\$ 0.0210962	\$10.97
Transmission Cost Recov Factor	520 kWh @	\$ 0.0096538	\$5.02
Distribution Cost Recovery	520 kWh @	\$ 0.0154038	\$8.01
Transition Charge (TC3)	520 kWh @	\$ 0.0049038	\$2.55
Storm Recovery Charge	520 kWh @	\$ 0.0097885	\$5.09
Storm Recovery Tax Credit	520 kWh @	\$ 0.0005	\$0.26 CR
Regulatory Asset Recovery	520 kWh @	\$ 0.0002692	\$0.14
TEEEF	520 kWh @	\$ 0.0018077	\$0.94
PUC Assessment			\$0.11
Gross Receipts Reimb			\$1.30

Total Distribution Charges \$73.57

TOTAL CHARGES FOR ESI ID \$94.01 ✓



Customer Name: MATAGORDA COUNTY
 Account Number: 100064844327
 Invoice Number: 052003702059
 Invoice Date: 09/10/2024

6612

ESI ID Detail:

Service Address:

NICHOLS AVE UNIT 400FLD1 BAY CITY, TX 77414

ESI ID: 10032789485513552

Product:

Fixed Price

Meter ID	Days	Read Type	Previous Read Date	Previous Meter Read	Current Read Date	Current Meter Read	Multiplier	Usage (kWh)	Actual kW/kVA	Billed kW/kVA
7007116680SD	29	Actual	07/29/2024	0	08/26/2024	✓ 310	1.00000	310	-	-
TOTAL								310	0	0

Electric Service Commercial

Service Period: 07/29/2024 to 08/26/2024 ✓

TXU Energy Fixed Price

Base Usage	310 kWh @	\$ 0.0377995	\$11.72
Other Charges			\$0.01
Market Securitization (Debt) Financing			\$0.13
Other ERCOT Incremental AS Charges			\$0.08
PUC Assessment			\$0.02
Gross Receipts Reimb			\$0.24

Total Commercial Charges \$12.20

Electric Service Distribution

Service Period: 07/29/2024 to 08/26/2024

Outdoor Lighting - Facilities			\$10.52
Distribution System Charge	310 kWh @	\$ 0.0210968	\$6.54
Transmission Cost Recov Factor	310 kWh @	\$ 0.0096452	\$2.99
Distribution Cost Recovery	310 kWh @	\$ 0.0154194	\$4.78
Transition Charge (TC3)	310 kWh @	\$ 0.0091613	\$2.84
Storm Recovery Charge	310 kWh @	\$ 0.0097742	\$3.03
Storm Recovery Tax Credit	310 kWh @	\$ 0.0004839	\$0.15 CR
Regulatory Asset Recovery	310 kWh @	\$ 0.0002581	\$0.08
TEEEF	310 kWh @	\$ 0.0018065	\$0.56
PUC Assessment			\$0.04
Gross Receipts Reimb			\$0.50

Total Distribution Charges \$31.73

TOTAL CHARGES FOR ESI ID \$43.93 ✓



Customer Name: MATAGORDA COUNTY
 Account Number: 100064844327
 Invoice Number: 052003702059
 Invoice Date: 09/10/2024

Label

ESI ID Detail:

Service Address: NICHOLS RD UNIT 250HPSA BAY CITY, TX 77414
 Product: Fixed Price

ESI ID: 10032789480469090

Meter ID	Days	Read Type	Previous Read Date	Previous Meter Read	Current Read Date	Current Meter Read	Multiplier	Usage (kWh)	Actual kW/kVA	Billed kW/kVA
7007112012SD	29	Actual	07/11/2024	0	08/08/2024	✓ 208	1.00000	208	-	-
TOTAL								208	0	0

Electric Service Commercial

Service Period: 07/11/2024 to 08/08/2024 ✓

TXU Energy Fixed Price

Base Usage	208 kWh @	\$ 0.0377995	\$7.86
Market Securitization (Debt) Financing			\$0.09
Other ERCOT Incremental AS Charges			\$0.04
PUC Assessment			\$0.01
Gross Receipts Reimb			\$0.16

Total Commercial Charges \$8.16

Electric Service Distribution

Service Period: 07/11/2024 to 08/08/2024

Base Charge		\$1.40
Street Lighting - Facilities		\$15.32
Distribution System Charge	208 kWh @	\$ 0.0211058 \$4.39
Transmission Cost Recov Factor	208 kWh @	\$ 0.0096635 \$2.01
Distribution Cost Recovery	208 kWh @	\$ 0.0153846 \$3.20
Transition Charge (TC3)	208 kWh @	\$ 0.0049038 \$1.02
Storm Recovery Charge	208 kWh @	\$ 0.0097596 \$2.03
Storm Recovery Tax Credit	208 kWh @	\$ 0.0004808 \$0.10 CR
Regulatory Asset Recovery	208 kWh @	\$ 0.0002885 \$0.06
TEEEF	208 kWh @	\$ 0.0018269 \$0.38
PUC Assessment		\$0.04
Gross Receipts Reimb		\$0.54

Total Distribution Charges \$30.29

TOTAL CHARGES FOR ESI ID \$38.45 ✓



Customer Name: MATAGORDA COUNTY
 Account Number: 100064844327
 Invoice Number: 052003702059
 Invoice Date: 09/10/2024

615

ESI ID Detail:

Service Address: FM 616 W BLESSING, TX 77419
 Product: Fixed Price

ESI ID: 10032789461693261

Meter ID	Days	Read Type	Previous Read Date	Previous Meter Read	Current Read Date	Current Meter Read	Multiplier	Usage (kWh)	Actual kW/kVA	Billed kW/kVA
7007074015SD	29	Actual	07/31/2024	0	08/28/2024	✓ 39	1.00000	39	-	-
TOTAL								39	0	0

Electric Service Commercial

Service Period: 07/31/2024 to 08/28/2024 ✓

TXU Energy Fixed Price

Base Usage	39 kWh @	\$ 0.0377995	\$1.47
Market Securitization (Debt) Financing			\$0.02
Other ERCOT Incremental AS Charges			\$0.01

Total Commercial Charges \$1.50

Electric Service Distribution

Service Period: 07/31/2024 to 08/28/2024

Outdoor Lighting - Facilities			\$4.51
Distribution System Charge	39 kWh @	\$ 0.0210256	\$0.82
Transmission Cost Recov Factor	39 kWh @	\$ 0.0097436	\$0.38
Distribution Cost Recovery	39 kWh @	\$ 0.0153846	\$0.60
Transition Charge (TC3)	39 kWh @	\$ 0.0092308	\$0.36
Storm Recovery Charge	39 kWh @	\$ 0.0074359	\$0.29
Storm Recovery Tax Credit	39 kWh @	\$ 0.0005128	\$0.02 CR
Regulatory Asset Recovery	39 kWh @	\$ 0.0002564	\$0.01
TEEEF	39 kWh @	\$ 0.0017949	\$0.07
PUC Assessment			\$0.01

Total Distribution Charges \$7.03

TOTAL CHARGES FOR ESI ID \$8.53 ✓

Customer Name: MATAGORDA COUNTY
 Account Number: 100064844327
 Invoice Number: 052003702059
 Invoice Date: 09/10/2024

615

ESI ID Detail:

Service Address:

FM 616 W STLG 250HPS BLESSING, TX 77419

ESI ID: 10032789402787492

Product:

Fixed Price

Meter ID	Days	Read Type	Previous Read Date	Previous Meter Read	Current Read Date	Current Meter Read	Multiplier	Usage (kWh)	Actual kW/kVA	Billed kW/kVA
7006972189SD	29	Actual	07/31/2024	0	08/28/2024	✓ 832	1.00000	832	-	-
TOTAL								832	0	0

Electric Service Commercial

Service Period: 07/31/2024 to 08/28/2024 ✓

TXU Energy Fixed Price

Base Usage	832 kWh @	\$ 0.0377995	\$31.45
Other Charges			\$0.01
Market Securitization (Debt) Financing			\$0.37
Other ERCOT Incremental AS Charges			\$0.22
PUC Assessment			\$0.05

Total Commercial Charges \$32.10

Electric Service Distribution

Service Period: 07/31/2024 to 08/28/2024

Base Charge			\$1.40
Street Lighting - Facilities			\$61.28
Distribution System Charge	832 kWh @	\$ 0.0210938	\$17.55
Transmission Cost Recov Factor	832 kWh @	\$ 0.0096514	\$8.03
Distribution Cost Recovery	832 kWh @	\$ 0.0154087	\$12.82
Transition Charge (TC3)	832 kWh @	\$ 0.0049159	\$4.09
Storm Recovery Charge	832 kWh @	\$ 0.007488	\$6.23
Storm Recovery Tax Credit	832 kWh @	\$ 0.0004327	\$0.36 CR
Regulatory Asset Recovery	832 kWh @	\$ 0.0002644	\$0.22
TEEEF	832 kWh @	\$ 0.0018149	\$1.51
PUC Assessment			\$0.17

Total Distribution Charges \$112.94

TOTAL CHARGES FOR ESI ID \$145.04 ✓



Customer Name: MATAGORDA COUNTY
 Account Number: 100064844327
 Invoice Number: 052003702059
 Invoice Date: 09/10/2024

615

ESI ID Detail:

Service Address:

AVENUE C UNIT PRKLITE BLESSING, TX 77419

ESI ID: 10032789478079271

Product:

Fixed Price

Meter ID	Days	Read Type	Previous Read Date	Previous Meter Read	Current Read Date	Current Meter Read	Multiplier	Usage (kWh)	Actual kW/kVA	Billed kW/kVA
144074530	29	Actual	07/31/2024	✓ 21478	08/28/2024	21689	1.00000	211	1	0
TOTAL								211	1	0

Electric Service Commercial

Service Period: 07/31/2024 to 08/28/2024 ✓

TXU Energy Fixed Price

Base Usage	211 kWh @	\$ 0.0377995	\$7.98
Other Charges			\$0.01
Market Securitization (Debt) Financing			\$0.09
Other ERCOT Incremental AS Charges			\$0.08
PUC Assessment			\$0.01

Total Commercial Charges \$8.17

Electric Service Distribution

Service Period: 07/31/2024 to 08/28/2024

Base Charge			\$1.40
Meter Charge			\$4.39
Distribution System Charge	211 kWh @	\$ 0.021093	\$4.45
Transmission Cost Recov Factor	211 kWh @	\$ 0.009657	\$2.04
Distribution Cost Recovery	211 kWh @	\$ 0.015405	\$3.25
Transition Charge (TC3)	211 kWh @	\$ 0.00916	\$1.93
Storm Recovery Charge	211 kWh @	\$ 0.001259	\$0.27
Storm Recovery Tax Credit	211 kWh @	\$ 0.000063	\$0.01 CR
Regulatory Asset Recovery	211 kWh @	\$ 0.000171	\$0.04
Energy Efficiency	211 kWh @	\$ 0.000681	\$0.14
TEEEF	211 kWh @	\$ 0.00181	\$0.38
PUC Assessment			\$0.03

Total Distribution Charges \$18.31

TOTAL CHARGES FOR ESI ID \$26.48 ✓



Customer Name: MATAGORDA COUNTY
 Account Number: 100064844327
 Invoice Number: 052003702059
 Invoice Date: 09/10/2024

ESI ID Detail:

615

Service Address:

139 FM 616 W STLG 250HPS BLESSING, TX 77419

ESI ID: 10032789436470608

Product:

Fixed Price

Meter ID	Days	Read Type	Previous Read Date	Previous Meter Read	Current Read Date	Current Meter Read	Multiplier	Usage (kWh)	Actual kW/kVA	Billed kW/kVA
7005470886SD	29	Actual	07/29/2024	0	08/26/2024	✓ 104	1.00000	104	-	-
TOTAL								104	0	0

Electric Service Commercial

Service Period: 07/29/2024 to 08/26/2024 ✓

TXU Energy Fixed Price

Base Usage	104 kWh @	\$ 0.0377995	\$3.93
Market Securitization (Debt) Financing			\$0.05
Other ERCOT Incremental AS Charges			\$0.03
PUC Assessment			\$0.01

Total Commercial Charges \$4.02

Electric Service Distribution

Service Period: 07/29/2024 to 08/26/2024

Base Charge			\$1.40
Street Lighting - Facilities			\$7.66
Distribution System Charge	104 kWh @	\$ 0.0210577	\$2.19
Transmission Cost Recov Factor	104 kWh @	\$ 0.0096154	\$1.00
Distribution Cost Recovery	104 kWh @	\$ 0.0153846	\$1.60
Transition Charge (TC3)	104 kWh @	\$ 0.0049038	\$0.51
Storm Recovery Charge	104 kWh @	\$ 0.0098077	\$1.02
Storm Recovery Tax Credit	104 kWh @	\$ 0.0004808	\$0.05 CR
Regulatory Asset Recovery	104 kWh @	\$ 0.0002885	\$0.03
TEEEF	104 kWh @	\$ 0.0018269	\$0.19
PUC Assessment			\$0.02

Total Distribution Charges \$15.57

TOTAL CHARGES FOR ESI ID \$19.59 ✓



Customer Name: MATAGORDA COUNTY
 Account Number: 100064844327
 Invoice Number: 052003702059
 Invoice Date: 09/10/2024

ESI ID Detail:

615

Service Address:
Product:

560 FM 616 W UNIT PARK BLESSING, TX 77419
Fixed Price

ESI ID: 10032789402787491

Meter ID	Days	Read Type	Previous Read Date	Previous Meter Read	Current Read Date	Current Meter Read	Multiplier	Usage (kWh)	Actual kW/kVA	Billed kW/kVA
558783656	29	Actual	07/31/2024	✓ 1302	08/28/2024	1312	192.00000	1920	6	6
TOTAL								1920	6	6

Electric Service Commercial

Service Period: 07/31/2024 to 08/28/2024 ✓

TXU Energy Fixed Price

Base Usage	1920 kWh @	\$ 0.0377995	\$72.58
Other Charges			\$0.06
Market Securitization (Debt) Financing			\$0.85
Other ERCOT Incremental AS Charges			\$0.65
PUC Assessment			\$0.12

Total Commercial Charges \$74.26

Electric Service Distribution

Service Period: 07/31/2024 to 08/28/2024

Base Charge			\$2.02
Meter Charge			\$12.67
Distribution System Charge	6.1 kW @	\$ 4.869	\$29.70
Transmission Cost Recov Factor	6.1 kW @	\$ 3.965003	\$24.19
Distribution Cost Recovery	6.1 kW @	\$ 1.616428	\$9.86
Transition Charge (TC3)	1,920 kWh @	\$ 0.00916	\$17.59
Storm Recovery Charge	178.3 kW @	\$ 0.22518	\$40.15
Storm Recovery Tax Credit	178.3 kW @	\$ 0.012576	\$2.24 CR
Regulatory Asset Recovery	6.1 kW @	\$ 0.052535	\$0.32
Energy Efficiency	1,920 kWh @	\$ 0.000902	\$1.73
TEEEF	6.1 kW @	\$ 0.1949	\$1.19
PUC Assessment			\$0.13

Total Distribution Charges \$137.31

TOTAL CHARGES FOR ESI ID \$211.57 ✓

Customer Name: MATAGORDA COUNTY
 Account Number: 100064844327
 Invoice Number: 052003702059
 Invoice Date: 09/10/2024

615

ESI ID Detail:

Service Address: 201 FM 616 W UNIT SEWLIFT BLESSING, TX 77419
 Product: Fixed Price

ESI ID: 10032789497890130

Meter ID	Days	Read Type	Previous Read Date	Previous Meter Read	Current Read Date	Current Meter Read	Multiplier	Usage (kWh)	Actual kW/kVA	Billed kW/kVA
119426810	29	Actual	07/31/2024	✓ 67464	08/28/2024	67488	1.00000	24	0	0
TOTAL								24	0	0

Electric Service Commercial

Service Period: 07/31/2024 to 08/28/2024 ✓

TXU Energy Fixed Price

Base Usage	24 kWh @	\$ 0.0377995	\$0.91
Market Securitization (Debt) Financing			\$0.01
Other ERCOT Incremental AS Charges			\$0.01

Total Commercial Charges \$0.93

Electric Service Distribution

Service Period: 07/31/2024 to 08/28/2024

Base Charge			\$1.40
Meter Charge			\$4.39
Distribution System Charge	24 kWh @	\$ 0.021093	\$0.51
Transmission Cost Recov Factor	24 kWh @	\$ 0.009657	\$0.23
Distribution Cost Recovery	24 kWh @	\$ 0.015405	\$0.37
Transition Charge (TC3)	24 kWh @	\$ 0.00916	\$0.22
Storm Recovery Charge	24 kWh @	\$ 0.001259	\$0.03
Energy Efficiency	24 kWh @	\$ 0.000681	\$0.02
TEEEF	24 kWh @	\$ 0.00181	\$0.04
PUC Assessment			\$0.01

Total Distribution Charges \$7.22

TOTAL CHARGES FOR ESI ID \$8.15 ✓



Customer Name: MATAGORDA COUNTY
 Account Number: 100064844327
 Invoice Number: 052003702059
 Invoice Date: 09/10/2024

ESI ID Detail:

Service Address:

Product:

665

935 STREETLIGHT STLG 400MV BLESSING, TX 77419

Fixed Price

ESI ID: 10032789496744773

Meter ID	Days	Read Type	Previous Read Date	Previous Meter Read	Current Read Date	Current Meter Read	Multiplier	Usage (kWh)	Actual kW/kVA	Billed kW/kVA
7005911722MV	29	Actual	07/30/2024	0	08/27/2024	290	1.00000	290	-	-
TOTAL								290	0	0

Electric Service Commercial

Service Period: 07/30/2024 to 08/27/2024 ✓

TXU Energy Fixed Price

Base Usage	290 kWh @	\$ 0.0377995	\$10.96
Other Charges			\$0.01
Market Securitization (Debt) Financing			\$0.13
Other ERCOT Incremental AS Charges			\$0.08
PUC Assessment			\$0.02

Total Commercial Charges \$11.20

Electric Service Distribution

Service Period: 07/30/2024 to 08/27/2024

Base Charge			\$1.40
Street Lighting - Facilities			\$19.24
Distribution System Charge	290 kWh @	\$ 0.0211034	\$6.12
Transmission Cost Recov Factor	290 kWh @	\$ 0.0096552	\$2.80
Distribution Cost Recovery	290 kWh @	\$ 0.0154138	\$4.47
Transition Charge (TC3)	290 kWh @	\$ 0.0048966	\$1.42
Storm Recovery Charge	290 kWh @	\$ 0.0074828	\$2.17
Storm Recovery Tax Credit	290 kWh @	\$ 0.0004483	\$0.13 CR
Regulatory Asset Recovery	290 kWh @	\$ 0.0002759	\$0.08
TEEEF	290 kWh @	\$ 0.0017931	\$0.52
PUC Assessment			\$0.06

Total Distribution Charges \$38.15

TOTAL CHARGES FOR ESI ID \$49.35 ✓

09/10/2024 10:23

Customer Name: MATAGORDA COUNTY
 Account Number: 100064844327
 Invoice Number: 052003702059
 Invoice Date: 09/10/2024

615

ESI ID Detail:

Service Address:

932 STREETLIGHT UNIT 175MV BLESSING, TX 77419

ESI ID: 10032789496744772

Product:

Fixed Price

Meter ID	Days	Read Type	Previous Read Date	Previous Meter Read	Current Read Date	Current Meter Read	Multiplier	Usage (kWh)	Actual kW/kVA	Billed kW/kVA
7007144530MV	29	Actual	07/30/2024	0	08/27/2024	70	1.00000	70	-	-
TOTAL								70	0	0

Electric Service Commercial

Service Period: 07/30/2024 to 08/27/2024 ✓

TXU Energy Fixed Price

Base Usage	70 kWh @	\$ 0.0377995	\$2.64
Market Securitization (Debt) Financing			\$0.03
Other ERCOT Incremental AS Charges			\$0.02

Total Commercial Charges \$2.69

Electric Service Distribution

Service Period: 07/30/2024 to 08/27/2024

Base Charge		\$1.40
Street Lighting - Facilities		\$5.87
Distribution System Charge	70 kWh @	\$ 0.0211429 \$1.48
Transmission Cost Recov Factor	70 kWh @	\$ 0.0097143 \$0.68
Distribution Cost Recovery	70 kWh @	\$ 0.0154286 \$1.08
Transition Charge (TC3)	70 kWh @	\$ 0.0048571 \$0.34
Storm Recovery Charge	70 kWh @	\$ 0.0074286 \$0.52
Storm Recovery Tax Credit	70 kWh @	\$ 0.0004286 \$0.03 CR
Regulatory Asset Recovery	70 kWh @	\$ 0.0002857 \$0.02
TEEF	70 kWh @	\$ 0.0018571 \$0.13
PUC Assessment		\$0.02

Total Distribution Charges \$11.51

TOTAL CHARGES FOR ESI ID \$14.20 ✓



Customer Name: MATAGORDA COUNTY
 Account Number: 100064844327
 Invoice Number: 052003702059
 Invoice Date: 09/10/2024

ESI ID Detail:

595

Service Address:
 Product:

FM 459 UNIT P43 EL MATON, TX 77440
 Fixed Price

ESI ID: 10032789482241440

Meter ID	Days	Read Type	Previous Read Date	Previous Meter Read	Current Read Date	Current Meter Read	Multiplier	Usage (kWh)	Actual kW/kVA	Billed kW/kVA
169715859	31	Actual	07/12/2024	✓ 6651	08/11/2024	6846	1.00000	195	-	-
TOTAL								195	0	0

Electric Service Commercial

Service Period: 07/12/2024 to 08/11/2024 ✓

TXU Energy Fixed Price

Base Usage	195 kWh @	\$ 0.0377995	\$7.37
Other Charges			\$0.01
Market Securitization (Debt) Financing			\$0.08
Other ERCOT Incremental AS Charges			\$0.04
PUC Assessment			\$0.01

Total Commercial Charges \$7.51

Electric Service Distribution

Service Period: 07/12/2024 to 08/11/2024

Base Charge			\$1.40
Meter Charge			\$4.39
Distribution System Charge	195 kWh @	\$ 0.021093	\$4.11
Transmission Cost Recov Factor	195 kWh @	\$ 0.009657	\$1.88
Distribution Cost Recovery	195 kWh @	\$ 0.015405	\$3.00
Transition Charge (TC3)	195 kWh @	\$ 0.00916	\$1.79
Storm Recovery Charge	195 kWh @	\$ 0.00157	\$0.31
Storm Recovery Tax Credit	195 kWh @	\$ 0.000085	\$0.02 CR
Regulatory Asset Recovery	195 kWh @	\$ 0.000171	\$0.03
Energy Efficiency	195 kWh @	\$ 0.000681	\$0.13
TEEEF	195 kWh @	\$ 0.00181	\$0.35
PUC Assessment			\$0.02

Total Distribution Charges \$17.39

TOTAL CHARGES FOR ESI ID \$24.90 ✓

Customer Name: MATAGORDA COUNTY
 Account Number: 100064844327
 Invoice Number: 052003702059
 Invoice Date: 09/10/2024

ESI ID Detail:

615

Service Address:
 Product:

190 AVENUE F ODLT 400HPS MARKHAM, TX 77456
 Fixed Price

ESI ID: 10032789476839781

Meter ID	Days	Read Type	Previous Read Date	Previous Meter Read	Current Read Date	Current Meter Read	Multiplier	Usage (kWh)	Actual kW/kVA	Billed kW/kVA
7007105031OT	29	Actual	07/22/2024	0	08/19/2024	✓ 155	1.00000	155	-	-
TOTAL								155	0	0

Electric Service Commercial

Service Period: 07/22/2024 to 08/19/2024 ✓

TXU Energy Fixed Price

Base Usage	155 kWh @	\$ 0.0377995	\$5.86
Market Securitization (Debt) Financing			\$0.07
Other ERCOT Incremental AS Charges			\$0.04
PUC Assessment			\$0.01

Total Commercial Charges \$5.98

Electric Service Distribution

Service Period: 07/22/2024 to 08/19/2024

Outdoor Lighting - Facilities			\$5.26
Distribution System Charge	155 kWh @	\$ 0.0210968	\$3.27
Transmission Cost Recov Factor	155 kWh @	\$ 0.0096774	\$1.50
Distribution Cost Recovery	155 kWh @	\$ 0.0154194	\$2.39
Transition Charge (TC3)	155 kWh @	\$ 0.0091613	\$1.42
Storm Recovery Charge	155 kWh @	\$ 0.0098065	\$1.52
Storm Recovery Tax Credit	155 kWh @	\$ 0.0005161	\$0.08 CR
Regulatory Asset Recovery	155 kWh @	\$ 0.0002581	\$0.04
TEEEF	155 kWh @	\$ 0.0018065	\$0.28
PUC Assessment			\$0.02

Total Distribution Charges \$15.62

TOTAL CHARGES FOR ESI ID \$21.60 ✓





Customer Name: MATAGORDA COUNTY
 Account Number: 100064844327
 Invoice Number: 052003702059
 Invoice Date: 09/10/2024

615

ESI ID Detail:

Service Address:

190 AVENUE F UNIT ANNEX MARKHAM, TX 77456

ESI ID: 10032789426253880

Product:

Fixed Price

Meter ID	Days	Read Type	Previous Read Date	Previous Meter Read	Current Read Date	Current Meter Read	Multiplier	Usage (kWh)	Actual kW/kVA	Billed kW/kVA
157911497	29	Actual	07/22/2024	✓ 13548	08/19/2024	13844	1.00000	296	3	0
TOTAL								296	3	0

Electric Service Commercial

Service Period: 07/22/2024 to 08/19/2024 ✓

TXU Energy Fixed Price

Base Usage	296 kWh @	\$ 0.0377995	\$11.19
Other Charges			\$0.01
Market Securitization (Debt) Financing			\$0.13
Other ERCOT Incremental AS Charges			\$0.09
PUC Assessment			\$0.02

Total Commercial Charges \$11.44

Electric Service Distribution

Service Period: 07/22/2024 to 08/19/2024

Base Charge			\$1.40
Meter Charge			\$4.39
Distribution System Charge	296 kWh @	\$ 0.021093	\$6.24
Transmission Cost Recov Factor	296 kWh @	\$ 0.009657	\$2.86
Distribution Cost Recovery	296 kWh @	\$ 0.015405	\$4.56
Transition Charge (TC3)	296 kWh @	\$ 0.00916	\$2.71
Storm Recovery Charge	296 kWh @	\$ 0.00157	\$0.46
Storm Recovery Tax Credit	296 kWh @	\$ 0.000085	\$0.03 CR
Regulatory Asset Recovery	296 kWh @	\$ 0.000171	\$0.05
Energy Efficiency	296 kWh @	\$ 0.000681	\$0.20
TEEEF	296 kWh @	\$ 0.00181	\$0.54
PUC Assessment			\$0.03

Total Distribution Charges \$23.41

TOTAL CHARGES FOR ESI ID \$34.85 ✓



000089 21/32

Customer Name: MATAGORDA COUNTY
Account Number: 100064844327
Invoice Number: 052003702059
Invoice Date: 09/10/2024

615

ESI ID Detail:

Service Address:

190 AVENUE F UNIT COMM CNT MARKHAM, TX 77456

ESI ID: 10032789476839780

Product:

Fixed Price

Meter ID	Days	Read Type	Previous Read Date	Previous Meter Read	Current Read Date	Current Meter Read	Multiplier	Usage (kWh)	Actual kW/kVA	Billed kW/kVA
200043930	29	Actual	07/22/2024	✓ 17675	08/19/2024	21217	1.00000	3542	19	19
TOTAL								3542	19	19

Electric Service Commercial

Service Period: 07/22/2024 to 08/19/2024 ✓

TXU Energy Fixed Price

Base Usage	3542 kWh @	\$ 0.0377995	\$133.89
Other Charges			\$0.11
Market Securitization (Debt) Financing			\$1.57
Other ERCOT Incremental AS Charges			\$1.04
PUC Assessment			\$0.23

Total Commercial Charges \$136.84

Electric Service Distribution

Service Period: 07/22/2024 to 08/19/2024

Base Charge			\$2.02
Meter Charge			\$12.67
Distribution System Charge	19.2 kW @	\$ 4.869	\$93.48
Transmission Cost Recov Factor	19.2 kW @	\$ 3.965003	\$76.13
Distribution Cost Recovery	19.2 kW @	\$ 1.616428	\$31.04
Transition Charge (TC3)	3,542 kWh @	\$ 0.00916	\$32.44
Storm Recovery Charge	19.2 kW @	\$ 0.314425	\$6.04
Storm Recovery Tax Credit	19.2 kW @	\$ 0.016068	\$0.31 CR
Regulatory Asset Recovery	19.2 kW @	\$ 0.052535	\$1.01
Energy Efficiency	3,542 kWh @	\$ 0.000902	\$3.19
TEEEF	19.2 kW @	\$ 0.1949	\$3.74
PUC Assessment			\$0.37

Total Distribution Charges \$261.82

TOTAL CHARGES FOR ESI ID \$398.66 ✓



Customer Name: MATAGORDA COUNTY
 Account Number: 100064844327
 Invoice Number: 052003702059
 Invoice Date: 09/10/2024

615

ESI ID Detail:

Service Address:

190 AVENUE F UNIT FIRESTA MARKHAM, TX 77456

ESI ID: 10032789487564611

Product:

Fixed Price

Meter ID	Days	Read Type	Previous Read Date	Previous Meter Read	Current Read Date	Current Meter Read	Multiplier	Usage (kWh)	Actual kW/kVA	Billed kW/kVA
200305070	29	Actual	07/22/2024	✓ 14150	08/19/2024	15357	1.00000	1207	-	-
TOTAL								1207	0	0

Electric Service Commercial

Service Period: 07/22/2024 to 08/19/2024 ✓

TXU Energy Fixed Price

Base Usage	1207 kWh @	\$ 0.0377995	\$45.62
Other Charges			\$0.03
Market Securitization (Debt) Financing			\$0.53
Other ERCOT Incremental AS Charges			\$0.33
PUC Assessment			\$0.08

Total Commercial Charges \$46.59

Electric Service Distribution

Service Period: 07/22/2024 to 08/19/2024

Base Charge			\$1.40
Meter Charge			\$4.39
Distribution System Charge	1,207 kWh @	\$ 0.021093	\$25.46
Transmission Cost Recov Factor	1,207 kWh @	\$ 0.009657	\$11.66
Distribution Cost Recovery	1,207 kWh @	\$ 0.015405	\$18.59
Transition Charge (TC3)	1,207 kWh @	\$ 0.00916	\$11.06
Storm Recovery Charge	1,207 kWh @	\$ 0.00157	\$1.89
Storm Recovery Tax Credit	1,207 kWh @	\$ 0.000085	\$0.10 CR
Regulatory Asset Recovery	1,207 kWh @	\$ 0.000171	\$0.21
Energy Efficiency	1,207 kWh @	\$ 0.000681	\$0.82
TEEEF	1,207 kWh @	\$ 0.00181	\$2.18
PUC Assessment			\$0.10

Total Distribution Charges \$77.66

TOTAL CHARGES FOR ESI ID \$124.25 ✓

Customer Name: MATAGORDA COUNTY
 Account Number: 100064844327
 Invoice Number: 052003702059
 Invoice Date: 09/10/2024

ESI ID Detail:

464

Service Address:
 Product:

190 AVENUE F UNIT JP OFF MARKHAM, TX 77456
 Fixed Price

ESI ID: 10032789461015050

Meter ID	Days	Read Type	Previous Read Date	Previous Meter Read	Current Read Date	Current Meter Read	Multiplier	Usage (kWh)	Actual kW/kVA	Billed kW/kVA
163788084	29	Actual	07/22/2024	✓ 43279	08/19/2024	44510	1.00000	1231	-	-
TOTAL								1231	0	0

Electric Service Commercial

Service Period: 07/22/2024 to 08/19/2024 ✓

TXU Energy Fixed Price

Base Usage	1231 kWh @	\$ 0.0377995	\$46.53
Other Charges			\$0.04
Market Securitization (Debt) Financing			\$0.54
Other ERCOT Incremental AS Charges			\$0.34
PUC Assessment			\$0.08

Total Commercial Charges \$47.53

Electric Service Distribution

Service Period: 07/22/2024 to 08/19/2024

Base Charge			\$1.40
Meter Charge			\$4.39
Distribution System Charge	1,231 kWh @	\$ 0.021093	\$25.97
Transmission Cost Recov Factor	1,231 kWh @	\$ 0.009657	\$11.89
Distribution Cost Recovery	1,231 kWh @	\$ 0.015405	\$18.96
Transition Charge (TC3)	1,231 kWh @	\$ 0.00916	\$11.28
Storm Recovery Charge	1,231 kWh @	\$ 0.00157	\$1.93
Storm Recovery Tax Credit	1,231 kWh @	\$ 0.000085	\$0.10 CR
Regulatory Asset Recovery	1,231 kWh @	\$ 0.000171	\$0.21
Energy Efficiency	1,231 kWh @	\$ 0.000681	\$0.84
TEEEF	1,231 kWh @	\$ 0.00181	\$2.23
PUC Assessment			\$0.11

Total Distribution Charges \$79.11

TOTAL CHARGES FOR ESI ID \$126.64 ✓



Customer Name: MATAGORDA COUNTY
 Account Number: 100064844327
 Invoice Number: 052003702059
 Invoice Date: 09/10/2024

ESI ID Detail:

Service Address:

Product:

613

1203 COUNTY ROAD 243 UNIT FIRESTA MATAGORDA, TX 77457

Fixed Price

ESI ID: 10032789427413670

Meter ID	Days	Read Type	Previous Read Date	Previous Meter Read	Current Read Date	Current Meter Read	Multiplier	Usage (kWh)	Actual kW/kVA	Billed kW/kVA
122279171	29	Actual	07/18/2024	✓ 54689	08/15/2024	55597	1.00000	908	6	0
TOTAL								908	6	0

Electric Service Commercial

Service Period: 07/18/2024 to 08/15/2024 ✓

TXU Energy Fixed Price

Base Usage	908 kWh @	\$ 0.0377995	\$34.32
Other Charges			\$0.03
Market Securitization (Debt) Financing			\$0.40
Other ERCOT Incremental AS Charges			\$0.23
PUC Assessment			\$0.06

Total Commercial Charges \$35.04

Electric Service Distribution

Service Period: 07/18/2024 to 08/15/2024

Base Charge			\$1.40
Meter Charge			\$4.39
Distribution System Charge	908 kWh @	\$ 0.021093	\$19.15
Transmission Cost Recov Factor	908 kWh @	\$ 0.009657	\$8.77
Distribution Cost Recovery	908 kWh @	\$ 0.015405	\$13.99
Transition Charge (TC3)	908 kWh @	\$ 0.00916	\$8.32
Storm Recovery Charge	908 kWh @	\$ 0.00157	\$1.43
Storm Recovery Tax Credit	908 kWh @	\$ 0.000085	\$0.08 CR
Regulatory Asset Recovery	908 kWh @	\$ 0.000171	\$0.16
Energy Efficiency	908 kWh @	\$ 0.000681	\$0.62
TEEEF	908 kWh @	\$ 0.00181	\$1.64
PUC Assessment			\$0.08

Total Distribution Charges \$59.87

TOTAL CHARGES FOR ESI ID \$94.91 ✓

Customer Name: MATAGORDA COUNTY
 Account Number: 100064844327
 Invoice Number: 052003702059
 Invoice Date: 09/10/2024

H62

ESI ID Detail:

Service Address:

18 COUNTY ROAD 252 MATAGORDA, TX 77457

ESI ID: 10032789403973976

Product:

Fixed Price

Meter ID	Days	Read Type	Previous Read Date	Previous Meter Read	Current Read Date	Current Meter Read	Multiplier	Usage (kWh)	Actual kW/kVA	Billed kW/kVA
119711668	31	Actual	07/19/2024	✓ 173012	08/18/2024	173390	1.00000	378	3	0
TOTAL								378	3	0

Electric Service Commercial

Service Period: 07/19/2024 to 08/18/2024 ✓

TXU Energy Fixed Price

Base Usage	378 kWh @	\$ 0.0377995	\$14.29
Other Charges			\$0.01
Market Securitization (Debt) Financing			\$0.16
Other ERCOT Incremental AS Charges			\$0.10
PUC Assessment			\$0.02

Total Commercial Charges \$14.58

Electric Service Distribution

Service Period: 07/19/2024 to 08/18/2024

Base Charge			\$1.40
Meter Charge			\$4.39
Distribution System Charge	378 kWh @	\$ 0.021093	\$7.97
Transmission Cost Recov Factor	378 kWh @	\$ 0.009657	\$3.65
Distribution Cost Recovery	378 kWh @	\$ 0.015405	\$5.82
Transition Charge (TC3)	378 kWh @	\$ 0.00916	\$3.46
Storm Recovery Charge	378 kWh @	\$ 0.00157	\$0.59
Storm Recovery Tax Credit	378 kWh @	\$ 0.000085	\$0.03 CR
Regulatory Asset Recovery	378 kWh @	\$ 0.000171	\$0.06
Energy Efficiency	378 kWh @	\$ 0.000681	\$0.26
TEEEF	378 kWh @	\$ 0.00181	\$0.68
PUC Assessment			\$0.04

Total Distribution Charges \$28.29

TOTAL CHARGES FOR ESI ID \$42.87 ✓



Customer Name: MATAGORDA COUNTY
 Account Number: 100064844327
 Invoice Number: 052003702059
 Invoice Date: 09/10/2024

613

ESI ID Detail:

Service Address:

414 FISHER MATAGORDA, TX 77457

ESI ID: 10032789427542180

Product:

Fixed Price

Concession Stand

Meter ID	Days	Read Type	Previous Read Date	Previous Meter Read	Current Read Date	Current Meter Read	Multiplier	Usage (kWh)	Actual kW/kVA	Billed kW/kVA
200527912	31	Actual	07/19/2024	1404	08/18/2024	1482	1.00000	78	-	-
TOTAL								78	0	0

Electric Service Commercial

Service Period: 07/19/2024 to 08/18/2024 ✓

TXU Energy Fixed Price

Base Usage	78 kWh @	\$ 0.0377995	\$2.95
Market Securitization (Debt) Financing			\$0.03
Other ERCOT Incremental AS Charges			\$0.02
PUC Assessment			\$0.01

Total Commercial Charges \$3.01

Electric Service Distribution

Service Period: 07/19/2024 to 08/18/2024

Base Charge			\$1.40
Meter Charge			\$4.39
Distribution System Charge	78 kWh @	\$ 0.021093	\$1.65
Transmission Cost Recov Factor	78 kWh @	\$ 0.009657	\$0.75
Distribution Cost Recovery	78 kWh @	\$ 0.015405	\$1.20
Transition Charge (TC3)	78 kWh @	\$ 0.00916	\$0.71
Storm Recovery Charge	78 kWh @	\$ 0.00157	\$0.12
Storm Recovery Tax Credit	78 kWh @	\$ 0.000085	\$0.01 CR
Regulatory Asset Recovery	78 kWh @	\$ 0.000171	\$0.01
Energy Efficiency	78 kWh @	\$ 0.000681	\$0.05
TEEEF	78 kWh @	\$ 0.00181	\$0.14
PUC Assessment			\$0.02

Total Distribution Charges \$10.43

TOTAL CHARGES FOR ESI ID \$13.44 ✓

Customer Name: MATAGORDA COUNTY
 Account Number: 100064844327
 Invoice Number: 052003702059
 Invoice Date: 09/10/2024

595

ESI ID Detail:

Service Address: OLD GULF RD UNIT STATION COLLECT STA MATAGORDA, TX 77457 **ESI ID:** 10032789494278861
Product: Fixed Price

Meter ID	Days	Read Type	Previous Read Date	Previous Meter Read	Current Read Date	Current Meter Read	Multiplier	Usage (kWh)	Actual kW/kVA	Billed kW/kVA
119431822	29	Actual	07/17/2024	✓ 2999	08/14/2024	3050	1.00000	51	1	0
TOTAL								51	1	0

Electric Service Commercial

Service Period: 07/17/2024 to 08/14/2024 ✓
 TXU Energy Fixed Price
 Base Usage
 Market Securitization (Debt) Financing
 Other ERCOT Incremental AS Charges

51 kWh @ \$ 0.0377995 \$1.93
 \$0.02
 \$0.01

Total Commercial Charges \$1.96

Electric Service Distribution

Service Period: 07/17/2024 to 08/14/2024
 Base Charge
 Meter Charge
 Distribution System Charge
 Transmission Cost Recov Factor
 Distribution Cost Recovery
 Transition Charge (TC3)
 Storm Recovery Charge
 Regulatory Asset Recovery
 Energy Efficiency
 TEEEF
 PUC Assessment

\$1.40
 \$4.39
 51 kWh @ \$ 0.021093 \$1.08
 51 kWh @ \$ 0.009657 \$0.49
 51 kWh @ \$ 0.015405 \$0.79
 51 kWh @ \$ 0.00916 \$0.47
 51 kWh @ \$ 0.00157 \$0.08
 51 kWh @ \$ 0.000171 \$0.01
 51 kWh @ \$ 0.000681 \$0.03
 51 kWh @ \$ 0.00181 \$0.09
 \$0.01

Total Distribution Charges \$8.84

TOTAL CHARGES FOR ESI ID \$10.80 ✓



Customer Name: MATAGORDA COUNTY
 Account Number: 100064844327
 Invoice Number: 052003702059
 Invoice Date: 09/10/2024

ESI ID Detail:

613

Service Address:

115 LAUREL MATAGORDA, TX 77457

ESI ID: 10032789495257641

Product:

Fixed Price

Old Post Office

Meter ID	Days	Read Type	Previous Read Date	Previous Meter Read	Current Read Date	Current Meter Read	Multiplier	Usage (kWh)	Actual kW/kVA	Billed kW/kVA
120726105	21	Actual	07/19/2024	✓ 6268	08/08/2024	6268	1.00000	0	-	-
200292168	10	Actual	08/09/2024	0	08/18/2024	178	1.00000	178	-	-
TOTAL								178	5	0

Electric Service Commercial

Service Period: 07/19/2024 to 08/18/2024 ✓

TXU Energy Fixed Price

Base Usage	178 kWh @	\$ 0.0377995	\$6.73
Other Charges			\$0.01
Market Securitization (Debt) Financing			\$0.08
Other ERCOT Incremental AS Charges			\$0.05
PUC Assessment			\$0.01

Total Commercial Charges \$6.88

Electric Service Distribution

Service Period: 07/19/2024 to 08/18/2024

Base Charge			\$1.40
Meter Charge			\$4.39
Distribution System Charge	178 kWh @	\$ 0.021093	\$3.75
Transmission Cost Recov Factor	178 kWh @	\$ 0.009657	\$1.72
Distribution Cost Recovery	178 kWh @	\$ 0.015405	\$2.74
Transition Charge (TC3)	178 kWh @	\$ 0.00916	\$1.63
Storm Recovery Charge	178 kWh @	\$ 0.00157	\$0.28
Storm Recovery Tax Credit	178 kWh @	\$ 0.000085	\$0.02 CR
Regulatory Asset Recovery	178 kWh @	\$ 0.000171	\$0.03
Energy Efficiency	178 kWh @	\$ 0.000681	\$0.12
TEEEF	178 kWh @	\$ 0.00181	\$0.32
PUC Assessment			\$0.02

Total Distribution Charges \$16.38

TOTAL CHARGES FOR ESI ID \$23.26 ✓



000000 25/12

Customer Name: MATAGORDA COUNTY
 Account Number: 100064844327
 Invoice Number: 052003702059
 Invoice Date: 09/10/2024

ESI ID Detail:

Service Address: 772 LAUREL SEASONAL METER MATAGORDA, TX 77457
Product: Fixed Price

ESI ID: 10032789417127397

Old School

Meter ID	Days	Read Type	Previous Read Date	Previous Meter Read	Current Read Date	Current Meter Read	Multiplier	Usage (kWh)	Actual kW/kVA	Billed kW/kVA
148896249	31	Actual	07/19/2024	✓ 6621	08/18/2024	7321	1.00000	700	3	0
TOTAL								700	3	0

Electric Service Commercial

Service Period: 07/19/2024 to 08/18/2024 ✓

TXU Energy Fixed Price

Base Usage	700 kWh @	\$ 0.0377995	\$26.46
Other Charges			\$0.02
Market Securitization (Debt) Financing			\$0.31
Other ERCOT Incremental AS Charges			\$0.18
PUC Assessment			\$0.05

Total Commercial Charges \$27.02

Electric Service Distribution

Service Period: 07/19/2024 to 08/18/2024

Base Charge			\$1.40
Meter Charge			\$4.39
Distribution System Charge	700 kWh @	\$ 0.021093	\$14.77
Transmission Cost Recov Factor	700 kWh @	\$ 0.009657	\$6.76
Distribution Cost Recovery	700 kWh @	\$ 0.015405	\$10.78
Transition Charge (TC3)	700 kWh @	\$ 0.00916	\$6.41
Storm Recovery Charge	700 kWh @	\$ 0.00157	\$1.10
Storm Recovery Tax Credit	700 kWh @	\$ 0.000085	\$0.06 CR
Regulatory Asset Recovery	700 kWh @	\$ 0.000171	\$0.12
Energy Efficiency	700 kWh @	\$ 0.000681	\$0.48
TEEEF	700 kWh @	\$ 0.00181	\$1.27
PUC Assessment			\$0.06

Total Distribution Charges \$47.48

TOTAL CHARGES FOR ESI ID \$74.50 ✓



Customer Name: MATAGORDA COUNTY
 Account Number: 100064844327
 Invoice Number: 052003702059
 Invoice Date: 09/10/2024

ESI ID Detail:

Service Address:

487 MAGNOLIA ST UNIT COUNTY MATAGORDA, TX 77457

ESI ID: 10032789414370120

Product:

Fixed Price

Pct#2 Barn

Meter ID	Days	Read Type	Previous Read Date	Previous Meter Read	Current Read Date	Current Meter Read	Multiplier	Usage (kWh)	Actual kW/kVA	Billed kW/kVA
200227986	31	Actual	07/19/2024	✓ 4983	08/18/2024	7118	1.00000	2135	8	0
TOTAL								2135	8	0

Electric Service Commercial

Service Period: 07/19/2024 to 08/18/2024 ✓

TXU Energy Fixed Price

Base Usage	2135 kWh @	\$ 0.0377995	\$80.70
Other Charges			\$0.06
Market Securitization (Debt) Financing			\$0.95
Other ERCOT Incremental AS Charges			\$0.56
PUC Assessment			\$0.14

Total Commercial Charges \$82.41

Electric Service Distribution

Service Period: 07/19/2024 to 08/18/2024

Base Charge			\$1.40
Meter Charge			\$4.39
Distribution System Charge	2,135 kWh @	\$ 0.021093	\$45.03
Transmission Cost Recov Factor	2,135 kWh @	\$ 0.009657	\$20.62
Distribution Cost Recovery	2,135 kWh @	\$ 0.015405	\$32.89
Transition Charge (TC3)	2,135 kWh @	\$ 0.00916	\$19.56
Storm Recovery Charge	2,135 kWh @	\$ 0.00157	\$3.35
Storm Recovery Tax Credit	2,135 kWh @	\$ 0.000085	\$0.18 CR
Regulatory Asset Recovery	2,135 kWh @	\$ 0.000171	\$0.37
Energy Efficiency	2,135 kWh @	\$ 0.000681	\$1.45
TEEEF	2,135 kWh @	\$ 0.00181	\$3.86
PUC Assessment			\$0.18

Total Distribution Charges \$132.92

TOTAL CHARGES FOR ESI ID \$215.33 ✓

Customer Name: MATAGORDA COUNTY
 Account Number: 100064844327
 Invoice Number: 052003702059
 Invoice Date: 09/10/2024

63

ESI ID Detail:

Service Address:

637 MARKET ST UNIT FIRESTA MATAGORDA, TX 77457

ESI ID: 10032789446568110

Product:

Fixed Price

Meter ID	Days	Read Type	Previous Read Date	Previous Meter Read	Current Read Date	Current Meter Read	Multiplier	Usage (kWh)	Actual kW/kVA	Billed kW/kVA
122330875	31	Actual	07/19/2024	✓ 182599	08/18/2024	188885	1.00000	6286	22	22
TOTAL								6286	22	22

Electric Service Commercial

Service Period: 07/19/2024 to 08/18/2024 ✓

TXU Energy Fixed Price

Base Usage	6286 kWh @	\$ 0.0377995	\$237.61
Other Charges			\$0.19
Market Securitization (Debt) Financing			\$2.78
Other ERCOT Incremental AS Charges			\$1.64
PUC Assessment			\$0.41

Total Commercial Charges \$242.63

Electric Service Distribution

Service Period: 07/19/2024 to 08/18/2024

Base Charge			\$2.02
Meter Charge			\$12.67
Distribution System Charge	22.2 kW @	\$ 4.869	\$108.09
Transmission Cost Recov Factor	22.2 kW @	\$ 3.965003	\$88.02
Distribution Cost Recovery	22.2 kW @	\$ 1.616428	\$35.88
Transition Charge (TC3)	6,286 kWh @	\$ 0.00916	\$57.58
Storm Recovery Charge	32.7 kW @	\$ 0.314425	\$10.28
Storm Recovery Tax Credit	32.7 kW @	\$ 0.016068	\$0.53 CR
Regulatory Asset Recovery	22.2 kW @	\$ 0.052535	\$1.17
Energy Efficiency	6,286 kWh @	\$ 0.000902	\$5.67
TEEEF	22.2 kW @	\$ 0.1949	\$4.33
PUC Assessment			\$0.42

Total Distribution Charges \$325.60

TOTAL CHARGES FOR ESI ID \$568.23 ✓



Customer Name: MATAGORDA COUNTY
 Account Number: 100064844327
 Invoice Number: 052003702059
 Invoice Date: 09/10/2024

ESI ID Detail:

Service Address:
 Product:

1662

2 RIVER BEND ODLT 400HPS MATAGORDA, TX 77457
 Fixed Price

ESI ID: 10032789432664941

Meter ID	Days	Read Type	Previous Read Date	Previous Meter Read	Current Read Date	Current Meter Read	Multiplier	Usage (kWh)	Actual kW/kVA	Billed kW/kVA
7006992918SD	31	Actual	07/19/2024	0	08/18/2024	✓ 155	1.00000	155	-	-
TOTAL								155	0	0

Electric Service Commercial

Service Period: 07/19/2024 to 08/18/2024 ✓

TXU Energy Fixed Price

Base Usage	155 kWh @	\$ 0.0377995	\$5.86
Market Securitization (Debt) Financing			\$0.07
Other ERCOT Incremental AS Charges			\$0.03
PUC Assessment			\$0.01

Total Commercial Charges

\$5.97

Electric Service Distribution

Service Period: 07/19/2024 to 08/18/2024

Outdoor Lighting - Facilities			\$5.26
Distribution System Charge	155 kWh @	\$ 0.0210968	\$3.27
Transmission Cost Recov Factor	155 kWh @	\$ 0.0096774	\$1.50
Distribution Cost Recovery	155 kWh @	\$ 0.0154194	\$2.39
Transition Charge (TC3)	155 kWh @	\$ 0.0091613	\$1.42
Storm Recovery Charge	155 kWh @	\$ 0.0098065	\$1.52
Storm Recovery Tax Credit	155 kWh @	\$ 0.0005161	\$0.08 CR
Regulatory Asset Recovery	155 kWh @	\$ 0.0002581	\$0.04
TEEEF	155 kWh @	\$ 0.0018065	\$0.28
PUC Assessment			\$0.02

Total Distribution Charges

\$15.62

TOTAL CHARGES FOR ESI ID

\$21.59 ✓

Customer Name: MATAGORDA COUNTY
 Account Number: 100064844327
 Invoice Number: 052003702059
 Invoice Date: 09/10/2024

ESI ID Detail:

615

Service Address:

HIGHWAY 111 ODL MIDFIELD, TX 77458

ESI ID: 10032789492176731

Product:

Fixed Price

Meter ID	Days	Read Type	Previous Read Date	Previous Meter Read	Current Read Date	Current Meter Read	Multiplier	Usage (kWh)	Actual kW/kVA	Billed kW/kVA
7007147859SD	31	Actual	07/05/2024	0	08/04/2024	✓ 104	1.00000	104	-	-
TOTAL								104	0	0

Electric Service Commercial

Service Period: 07/05/2024 to 08/04/2024 ✓

TXU Energy Fixed Price

Base Usage	104 kWh @	\$ 0.0377995	\$3.93
Market Securitization (Debt) Financing			\$0.04
Other ERCOT Incremental AS Charges			\$0.02
PUC Assessment			\$0.01

Total Commercial Charges \$4.00

Electric Service Distribution

Service Period: 07/05/2024 to 08/04/2024

Outdoor Lighting - Facilities			\$4.98
Distribution System Charge	104 kWh @	\$ 0.0210577	\$2.19
Transmission Cost Recov Factor	104 kWh @	\$ 0.0096154	\$1.00
Distribution Cost Recovery	104 kWh @	\$ 0.0153846	\$1.60
Transition Charge (TC3)	104 kWh @	\$ 0.0091346	\$0.95
Storm Recovery Charge	104 kWh @	\$ 0.0098077	\$1.02
Storm Recovery Tax Credit	104 kWh @	\$ 0.0004808	\$0.05 CR
Regulatory Asset Recovery	104 kWh @	\$ 0.0002885	\$0.03
TEEEF	104 kWh @	\$ 0.0018269	\$0.19
PUC Assessment			\$0.02

Total Distribution Charges \$11.93

TOTAL CHARGES FOR ESI ID \$15.93 ✓



Customer Name: MATAGORDA COUNTY
 Account Number: 100064844327
 Invoice Number: 052003702059
 Invoice Date: 09/10/2024

ESI ID Detail:

615

Service Address:

110 JUNETTA AVE MIDFIELD, TX 77458

ESI ID: 10032789459047060

Product:

Fixed Price

Meter ID	Days	Read Type	Previous Read Date	Previous Meter Read	Current Read Date	Current Meter Read	Multiplier	Usage (kWh)	Actual kW/kVA	Billed kW/kVA
157104699	31	Actual	07/05/2024	✓ 15994	08/04/2024	16250	1.00000	256	8	8
TOTAL								256	8	8

Electric Service Commercial

Service Period: 07/05/2024 to 08/04/2024 ✓

TXU Energy Fixed Price

Base Usage	256 kWh @	\$ 0.0377995	\$9.68
Other Charges			\$0.01
Market Securitization (Debt) Financing			\$0.11
Other ERCOT Incremental AS Charges			\$0.04
PUC Assessment			\$0.02

Total Commercial Charges \$9.86

Electric Service Distribution

Service Period: 07/05/2024 to 08/04/2024

Base Charge			\$2.02
Meter Charge			\$12.67
Distribution System Charge	8.4 kW @	\$ 4.869	\$40.90
Transmission Cost Recov Factor	8.4 kW @	\$ 3.965003	\$33.31
Distribution Cost Recovery	8.4 kW @	\$ 1.616428	\$13.58
Transition Charge (TC3)	256 kWh @	\$ 0.00916	\$2.34
Storm Recovery Charge	19 kW @	\$ 0.314425	\$5.97
Storm Recovery Tax Credit	19 kW @	\$ 0.016068	\$0.31 CR
Regulatory Asset Recovery	8.4 kW @	\$ 0.052535	\$0.44
Energy Efficiency	256 kWh @	\$ 0.000902	\$0.23
TEEEF	8.4 kW @	\$ 0.1949	\$1.64
PUC Assessment			\$0.17

Total Distribution Charges \$112.96

TOTAL CHARGES FOR ESI ID \$122.82 ✓

Customer Name: MATAGORDA COUNTY
 Account Number: 100064844327
 Invoice Number: 052003702059
 Invoice Date: 09/10/2024

615

ESI ID Detail:

Service Address:
 Product:

110 JUNETTA ODLT 150HPS AL MIDFIELD, TX 77458
 Fixed Price

ESI ID: 10032789459047061

Meter ID	Days	Read Type	Previous Read Date	Previous Meter Read	Current Read Date	Current Meter Read	Multiplier	Usage (kWh)	Actual kW/kVA	Billed kW/kVA
7007074246SD	31	Actual	07/05/2024	0	08/04/2024	✓ 57	1.00000	57	-	-
TOTAL								57	0	0

Electric Service Commercial

Service Period: 07/05/2024 to 08/04/2024 ✓

TXU Energy Fixed Price

Base Usage	57 kWh @	\$ 0.0377995	\$2.16
Market Securitization (Debt) Financing			\$0.02
Other ERCOT Incremental AS Charges			\$0.01

Total Commercial Charges \$2.19

Electric Service Distribution

Service Period: 07/05/2024 to 08/04/2024

Outdoor Lighting - Facilities			\$4.51
Distribution System Charge	57 kWh @	\$ 0.0210526	\$1.20
Transmission Cost Recov Factor	57 kWh @	\$ 0.0096491	\$0.55
Distribution Cost Recovery	57 kWh @	\$ 0.0154386	\$0.88
Transition Charge (TC3)	57 kWh @	\$ 0.0091228	\$0.52
Storm Recovery Charge	57 kWh @	\$ 0.0098246	\$0.56
Storm Recovery Tax Credit	57 kWh @	\$ 0.0005263	\$0.03 CR
Regulatory Asset Recovery	57 kWh @	\$ 0.0003509	\$0.02
TEEEF	57 kWh @	\$ 0.0017544	\$0.10
PUC Assessment			\$0.01

Total Distribution Charges \$8.32

TOTAL CHARGES FOR ESI ID \$10.51 ✓



Customer Name: MATAGORDA COUNTY
 Account Number: 100064844327
 Invoice Number: 052003702059
 Invoice Date: 09/10/2024

ESI ID Detail:

Service Address:

Product:

615

RAWLS ODL MIDFIELD, TX 77458

Fixed Price

ESI ID: 10032789461418841

Meter ID	Days	Read Type	Previous Read Date	Previous Meter Read	Current Read Date	Current Meter Read	Multiplier	Usage (kWh)	Actual kW/kVA	Billed kW/kVA
7007068113SD	31	Actual	07/05/2024	0	08/04/2024	104	1.00000	104	-	-
TOTAL								104	0	0

Electric Service Commercial

Service Period: 07/05/2024 to 08/04/2024 ✓

TXU Energy Fixed Price

Base Usage	104 kWh @	\$ 0.0377995	\$3.93
Market Securitization (Debt) Financing			\$0.04
Other ERCOT Incremental AS Charges			\$0.02
PUC Assessment			\$0.01

Total Commercial Charges \$4.00

Electric Service Distribution

Service Period: 07/05/2024 to 08/04/2024

Outdoor Lighting - Facilities			\$4.98
Distribution System Charge	104 kWh @	\$ 0.0210577	\$2.19
Transmission Cost Recov Factor	104 kWh @	\$ 0.0096154	\$1.00
Distribution Cost Recovery	104 kWh @	\$ 0.0153846	\$1.60
Transition Charge (TC3)	104 kWh @	\$ 0.0023077	\$0.24
Storm Recovery Charge	104 kWh @	\$ 0.0098077	\$1.02
Storm Recovery Tax Credit	104 kWh @	\$ 0.0004808	\$0.05 CR
Regulatory Asset Recovery	104 kWh @	\$ 0.0002885	\$0.03
TEEEF	104 kWh @	\$ 0.0018269	\$0.19
PUC Assessment			\$0.02

Total Distribution Charges \$11.22

TOTAL CHARGES FOR ESI ID \$15.22 ✓



Customer Name: MATAGORDA COUNTY
 Account Number: 100064844327
 Invoice Number: 052003702059
 Invoice Date: 09/10/2024

ESI ID Detail:

615

Service Address:

RAWLS UNIT FIRESTA MIDFIELD, TX 77458

ESI ID: 10032789433412700

Product:

Fixed Price

Meter ID	Days	Read Type	Previous Read Date	Previous Meter Read	Current Read Date	Current Meter Read	Multiplier	Usage (kWh)	Actual kW/kVA	Billed kW/kVA
136592656	31	Actual	07/05/2024	✓ 203521	08/04/2024	206521	1.00000	3000	9	9
TOTAL								3000	9	9

Electric Service Commercial

Service Period: 07/05/2024 to 08/04/2024 ✓

TXU Energy Fixed Price

Base Usage	3000 kWh @	\$ 0.0377995	\$113.40
Other Charges			\$0.09
Market Securitization (Debt) Financing			\$1.29
Other ERCOT Incremental AS Charges			\$0.53
PUC Assessment			\$0.19

Total Commercial Charges \$115.50

Electric Service Distribution

Service Period: 07/05/2024 to 08/04/2024

Base Charge			\$2.02
Meter Charge			\$12.67
Distribution System Charge	8.7 kW @	\$ 4.869	\$42.36
Transmission Cost Recov Factor	8.7 kW @	\$ 3.965003	\$34.50
Distribution Cost Recovery	8.7 kW @	\$ 1.616428	\$14.06
Transition Charge (TC3)	3,000 kWh @	\$ 0.00916	\$27.48
Storm Recovery Charge	14.6 kW @	\$ 0.314425	\$4.59
Storm Recovery Tax Credit	14.6 kW @	\$ 0.016068	\$0.23 CR
Regulatory Asset Recovery	8.7 kW @	\$ 0.052535	\$0.46
Energy Efficiency	3,000 kWh @	\$ 0.000902	\$2.71
TEEEF	8.7 kW @	\$ 0.1949	\$1.70
PUC Assessment			\$0.18

Total Distribution Charges \$142.50

TOTAL CHARGES FOR ESI ID \$258.00 ✓



Customer Name: MATAGORDA COUNTY
 Account Number: 100064844327
 Invoice Number: 052003702059
 Invoice Date: 09/10/2024

ESI ID Detail:

615

Service Address:
 Product:

955 STREETLIGHT STLG 1000HPS MIDFIELD, TX 77458
 Fixed Price

ESI ID: 10032789441468646

Meter ID	Days	Read Type	Previous Read Date	Previous Meter Read	Current Read Date	Current Meter Read	Multiplier	Usage (kWh)	Actual kW/kVA	Billed kW/kVA
7005524968SD	29	Actual	07/29/2024	0	08/26/2024	367	1.00000	367	-	-
TOTAL								367	0	0

Electric Service Commercial

Service Period: 07/29/2024 to 08/26/2024 ✓
 TXU Energy Fixed Price

Base Usage	367 kWh @	\$ 0.0377995	\$13.87
Other Charges			\$0.01
Market Securitization (Debt) Financing			\$0.16
Other ERCOT Incremental AS Charges			\$0.10
PUC Assessment			\$0.02

Total Commercial Charges \$14.16

Electric Service Distribution

Service Period: 07/29/2024 to 08/26/2024

Base Charge			\$1.40
Street Lighting - Facilities			\$7.02
Distribution System Charge	367 kWh @	\$ 0.0210899	\$7.74
Transmission Cost Recov Factor	367 kWh @	\$ 0.0096458	\$3.54
Distribution Cost Recovery	367 kWh @	\$ 0.0153951	\$5.65
Transition Charge (TC3)	367 kWh @	\$ 0.0049046	\$1.80
Storm Recovery Charge	367 kWh @	\$ 0.009782	\$3.59
Storm Recovery Tax Credit	367 kWh @	\$ 0.0004905	\$0.18 CR
Regulatory Asset Recovery	367 kWh @	\$ 0.0002725	\$0.10
TEEEF	367 kWh @	\$ 0.0017984	\$0.66
PUC Assessment			\$0.04

Total Distribution Charges \$31.36

TOTAL CHARGES FOR ESI ID \$45.52 ✓

Customer Name: MATAGORDA COUNTY
 Account Number: 100064844327
 Invoice Number: 052003702059
 Invoice Date: 09/10/2024

ESI ID Detail:

H43

Service Address:

405 COMMERCE ST PALACIOS, TX 77465-5468

ESI ID: 10032789440808411

Product:

Fixed Price

JP#3

Meter ID	Days	Read Type	Previous Read Date	Previous Meter Read	Current Read Date	Current Meter Read	Multiplier	Usage (kWh)	Actual kW/kVA	Billed kW/kVA
119430885	29	Actual	07/23/2024	✓ 720171	08/20/2024	723478	1.00000	3307	10	10
TOTAL								3307	10	10

Electric Service Commercial

Service Period: 07/23/2024 to 08/20/2024 ✓

TXU Energy Fixed Price

Base Usage	3307 kWh @	\$ 0.0377995	\$125.00
Other Charges			\$0.11
Market Securitization (Debt) Financing			\$1.47
Other ERCOT Incremental AS Charges			\$1.22
PUC Assessment			\$0.21
Gross Receipts Reimb			\$1.38

Total Commercial Charges

\$129.39

Electric Service Distribution

Service Period: 07/23/2024 to 08/20/2024

Base Charge			\$2.02
Meter Charge			\$12.67
Distribution System Charge	10.3 kW @	\$ 4.869	\$50.15
Transmission Cost Recov Factor	10.3 kW @	\$ 3.965003	\$40.84
Distribution Cost Recovery	10.3 kW @	\$ 1.616428	\$16.65
Transition Charge (TC3)	3,307 kWh @	\$ 0.00916	\$30.29
Storm Recovery Charge	11.4 kW @	\$ 0.314425	\$3.58
Storm Recovery Tax Credit	11.4 kW @	\$ 0.016068	\$0.18 CR
Regulatory Asset Recovery	10.3 kW @	\$ 0.052535	\$0.54
Energy Efficiency	3,307 kWh @	\$ 0.000902	\$2.98
TEEEF	10.3 kW @	\$ 0.1949	\$2.01
PUC Assessment			\$0.21
Gross Receipts Reimb			\$1.36

Total Distribution Charges

\$163.12

TOTAL CHARGES FOR ESI ID

\$292.51 ✓



Customer Name: MATAGORDA COUNTY
 Account Number: 100064844327
 Invoice Number: 052003702059
 Invoice Date: 09/10/2024

614

ESI ID Detail:

Service Address:

25000 STATE HIGHWAY 35 S PALACIOS, TX 77465-1920

ESI ID: 10032789474945242

Product:

Fixed Price

Meter ID	Days	Read Type	Previous Read Date	Previous Meter Read	Current Read Date	Current Meter Read	Multiplier	Usage (kWh)	Actual kW/kVA	Billed kW/kVA
7005712552SD	31	Actual	07/12/2024	0	08/11/2024	✓ 620	1.00000	620	-	-
TOTAL								620	0	0

Electric Service Commercial

Service Period: 07/12/2024 to 08/11/2024 ✓

TXU Energy Fixed Price

Base Usage	620 kWh @	\$ 0.0377995	\$23.44
Other Charges			\$0.01
Market Securitization (Debt) Financing			\$0.27
Other ERCOT Incremental AS Charges			\$0.11
PUC Assessment			\$0.04

Total Commercial Charges \$23.87

Electric Service Distribution

Service Period: 07/12/2024 to 08/11/2024

Outdoor Lighting - Facilities			\$21.04
Distribution System Charge	620 kWh @	\$ 0.0210968	\$13.08
Transmission Cost Recov Factor	620 kWh @	\$ 0.0096613	\$5.99
Distribution Cost Recovery	620 kWh @	\$ 0.0154032	\$9.55
Transition Charge (TC3)	620 kWh @	\$ 0.0091613	\$5.68
Storm Recovery Charge	620 kWh @	\$ 0.0097742	\$6.06
Storm Recovery Tax Credit	620 kWh @	\$ 0.0005	\$0.31 CR
Regulatory Asset Recovery	620 kWh @	\$ 0.0002742	\$0.17
TEEEF	620 kWh @	\$ 0.0018065	\$1.12
PUC Assessment			\$0.08

Total Distribution Charges \$62.46

TOTAL CHARGES FOR ESI ID \$86.33 ✓



000009 31/32

Customer Name: MATAGORDA COUNTY
 Account Number: 100064844327
 Invoice Number: 052003702059
 Invoice Date: 09/10/2024

ESI ID Detail:

614

Service Address:

25000 STATE HIGHWAY 35 S UNIT OFFIC PALACIOS, TX 77465-1920

ESI ID: 10032789453394875

Product:

Fixed Price

Meter ID	Days	Read Type	Previous Read Date	Previous Meter Read	Current Read Date	Current Meter Read	Multiplier	Usage (kWh)	Actual kW/kVA	Billed kW/kVA
120730531	31	Actual	07/12/2024	✓ 141933	08/11/2024	143182	1.00000	1249	6	0
TOTAL								1249	6	0

Electric Service Commercial

Service Period: 07/12/2024 to 08/11/2024 ✓

TXU Energy Fixed Price

Base Usage	1249 kWh @	\$ 0.0377995	\$47.21
Other Charges			\$0.04
Market Securitization (Debt) Financing			\$0.55
Other ERCOT Incremental AS Charges			\$0.31
PUC Assessment			\$0.08

Total Commercial Charges \$48.19

Electric Service Distribution

Service Period: 07/12/2024 to 08/11/2024

Base Charge			\$1.40
Meter Charge			\$4.39
Distribution System Charge	1,249 kWh @	\$ 0.021093	\$26.35
Transmission Cost Recov Factor	1,249 kWh @	\$ 0.009657	\$12.06
Distribution Cost Recovery	1,249 kWh @	\$ 0.015405	\$19.24
Transition Charge (TC3)	1,249 kWh @	\$ 0.00916	\$11.44
Storm Recovery Charge	1,249 kWh @	\$ 0.00157	\$1.96
Storm Recovery Tax Credit	1,249 kWh @	\$ 0.000085	\$0.11 CR
Regulatory Asset Recovery	1,249 kWh @	\$ 0.000171	\$0.21
Energy Efficiency	1,249 kWh @	\$ 0.000681	\$0.85
TEEEF	1,249 kWh @	\$ 0.00181	\$2.26
PUC Assessment			\$0.11

Total Distribution Charges \$80.16

TOTAL CHARGES FOR ESI ID \$128.35 ✓



Customer Name: MATAGORDA COUNTY
 Account Number: 100064844327
 Invoice Number: 052003702059
 Invoice Date: 09/10/2024

ESI ID Detail:

614

Service Address:

25000 STATE HIGHWAY 35 S UNIT P7 PALACIOS, TX 77465-1920

ESI ID: 10032789474945241

Product:

Fixed Price

Meter ID	Days	Read Type	Previous Read Date	Previous Meter Read	Current Read Date	Current Meter Read	Multiplier	Usage (kWh)	Actual kW/kVA	Billed kW/kVA
122240914	31	Actual	07/12/2024	✓ 62696	08/11/2024	63106	1.00000	410	10	0
TOTAL								410	10	0

Electric Service Commercial

Service Period: 07/12/2024 to 08/11/2024 ✓

TXU Energy Fixed Price

Base Usage	410 kWh @	\$ 0.0377995	\$15.50
Other Charges			\$0.01
Market Securitization (Debt) Financing			\$0.18
Other ERCOT Incremental AS Charges			\$0.10
PUC Assessment			\$0.03

Total Commercial Charges \$15.82

Electric Service Distribution

Service Period: 07/12/2024 to 08/11/2024

Base Charge			\$1.40
Meter Charge			\$4.39
Distribution System Charge	410 kWh @	\$ 0.021093	\$8.65
Transmission Cost Recov Factor	410 kWh @	\$ 0.009657	\$3.96
Distribution Cost Recovery	410 kWh @	\$ 0.015405	\$6.32
Transition Charge (TC3)	410 kWh @	\$ 0.00916	\$3.76
Storm Recovery Charge	410 kWh @	\$ 0.00157	\$0.64
Storm Recovery Tax Credit	410 kWh @	\$ 0.000085	\$0.03 CR
Regulatory Asset Recovery	410 kWh @	\$ 0.000171	\$0.07
Energy Efficiency	410 kWh @	\$ 0.000681	\$0.28
TEEEF	410 kWh @	\$ 0.00181	\$0.74
PUC Assessment			\$0.04

Total Distribution Charges \$30.22

TOTAL CHARGES FOR ESI ID \$46.04 ✓

Customer Name: MATAGORDA COUNTY
 Account Number: 100064844327
 Invoice Number: 052003702059
 Invoice Date: 09/10/2024

ESI ID Detail:

Service Address:

17817 WOOD PLEDGER, TX 77468-0000

ESI ID: 1008901015815710800100

Product:

Fixed Price

Meter ID	Days	Read Type	Previous Read Date	Previous Meter Read	Current Read Date	Current Meter Read	Multiplier	Usage (kWh)	Actual kW/kVA	Billed kW/kVA
I90851001	31	Actual	07/19/2024	✓ 2710	08/18/2024	4511	1.00000	1801	12	12
TOTAL								1801	12	12

Electric Service Commercial

Service Period: 07/19/2024 to 08/18/2024 ✓

TXU Energy Fixed Price

Base Usage	1801 kWh @	\$ 0.0377995	\$68.08
Other Charges			\$0.05
Market Securitization (Debt) Financing			\$0.79
Other ERCOT Incremental AS Charges			\$0.47
PUC Assessment			\$0.12

Total Commercial Charges \$69.51

Electric Service Distribution

Service Period: 07/19/2024 to 08/18/2024

Base Charge			\$3.00
Meter Charge			\$7.41
Distribution System Charge	12 kVA @	\$ 4.449167	\$53.39
Transmission Cost Recov Factor	11.74 kVA @	\$ 3.364566	\$39.50
Distribution Cost Recovery	12 kVA @	\$ 0.655833	\$7.87
Storm Recovery Charge	12 kVA @	\$ 0.008333	\$0.10 CR
Transition Charge (TC5)	697 kWh @	\$ 0.001951	\$1.36
Nuclear Decommission	12 kVA @	\$ 0.000833	\$0.01
Energy Efficiency	1,801 kWh @	\$ 0.000539	\$0.97
TEEEF	12 kVA @	\$ 0.358333	\$4.30
TEEEF	12 kVA @	\$ 0.146667	\$1.76
PUC Assessment			\$0.19

Total Distribution Charges \$119.66

TOTAL CHARGES FOR ESI ID \$189.17 ✓

Current Charges \$24,529.84 ✓